

Liverpool  
Grove Public  
Realm  
Improvement  
Scheme –  
Phase 2  
engagement

# Executive Summary

Southwark Council engaged the local community in the Liverpool Grove area on concept design proposal for a public realm improvement scheme.

The consultation consisted of a survey which ran from Saturday 13 March to Sunday 18<sup>th</sup> April and two online workshops AM and PM.

The survey shows majority support for the proposals based on scheme objectives devised in the first engagement phase of the scheme. Majority support decreases when focussing specifically on the parking and access changes in the proposals.

Additionally, it must also be considered that when extracting responses from Liverpool Grove addresses majority support for the scheme reduces in all scheme objectives and access change with no clear majority support for the parking changes.

The qualitative responses highlight key themes and concerns that need to be considered in the next phase of design.

The feedback from this survey and the online engagement workshop will inform the next design phase. The updated designs will then be brought to the public again for a final consultation in late Summer 2021. This will inform the Cabinet Member for Leisure, Environment and Roads whether to proceed with installation of the scheme as per the proposals.

## Introduction

Southwark Council is proposing public realm improvements to the Liverpool Grove area.

Engagement with the local community began on the scheme in November 2020 (Phase 1) to gather views on key issues in the area and understand what people would like to see in the proposed changes. These views were gathered using a [geo-targeted survey](#) and online workshops with local residents, businesses and key stakeholders.



Image 1 Visual 1 (from Walworth Road)

of engagement (Phase 2).

Phase 2 engagement consisted of a survey and two workshops.

Feedback gathered in Phase 1 was used to develop concept designs which aim to reflect the key design elements the community told us they wanted to see.

To ensure the proposals were reflective of the aspirations of the local community before proceeding to the next design phase Southwark Council sought the views of the community in a second round



Image 2 Visual 2 (view from St Peter's Church)

## Survey – ‘Give us your views on the transformational vision to improve Liverpool Grove’

A paper survey and information flyer was sent out to 261 addresses on Liverpool Grove which included residential and commercial properties.

The survey was also available [online via Southwark’s Consultation Hub](#).

Outdoor publicity materials were installed on Liverpool Grove to raise awareness about the consultation and how people could participate.

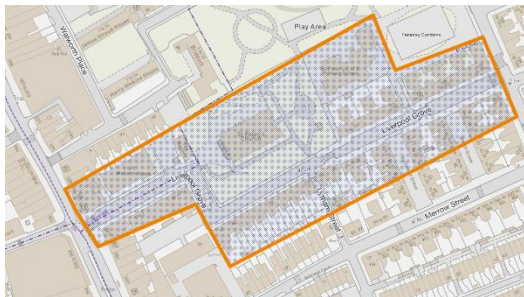


Image 5 Survey/Flyer Distribution area



Image 3 Sketch map of proposal

The survey ran from Saturday 13<sup>th</sup> March to Sunday 18<sup>th</sup> April 2021.

The design of the survey was to reflect the key aspirations and objectives of the community in Phase 1. We listed each of these objectives and asked if the concept design proposals achieved this. The objectives are as follows:

- Liverpool Grove will be more attractive, pleasant and enjoyable
- Liverpool Grove will be greener, safer and quieter
- St Peter’s Church, a Grade 1 listed building, will be enhanced
- Local businesses will be supported
- Walking and cycling will be safer
- Improvement for local residents

We also needed to ascertain initial public opinion on the access and parking changes being proposed. These were also included in the survey questions.

See Appendix A for the paper survey that was posted to Liverpool Grove stakeholders.

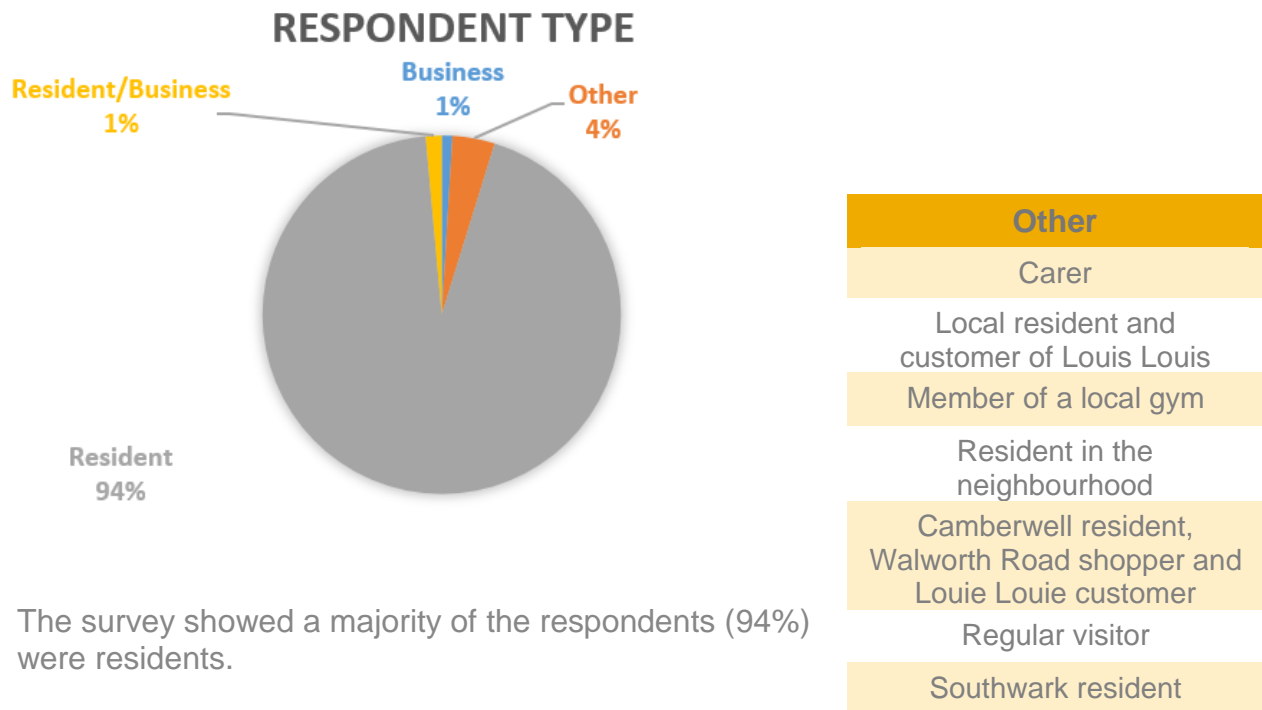
In addition to the survey Southwark held two workshops with the local community, on 19<sup>th</sup> March at 10:00 – 12:00 and 18:00 – 19:30. For further details on the outcome of these workshops please see Appendix B.

The consultation was published online via the [Our Healthy Walworth LEN Commonplace page](#).

### Survey results – What you told us

The survey had a response rate of 80% (209 out of 261). However, when we extract the responses with addresses from Liverpool Grove the response rate reduced to 18%.

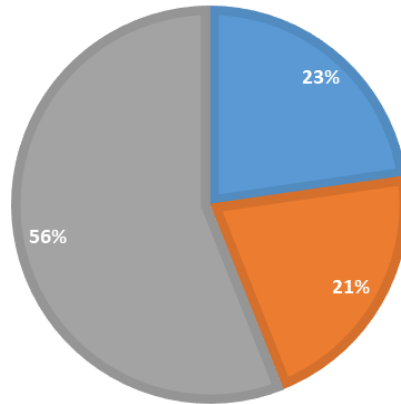
#### Question 1: Are you a resident or a business?



The responses were further broken down by location.

### RESPONSE BY LOCATION

■ Liverpool Grove postcodes ■ Outside Walworth postcodes  
■ SE17 postcodes



The majority of respondents resided or worked within Walworth (79%), with 23% of the respondents having Liverpool Grove addresses, and 56% having an address within SE17. 21% of respondents were outside Walworth, a large portion of these were from the neighbouring area, Camberwell.

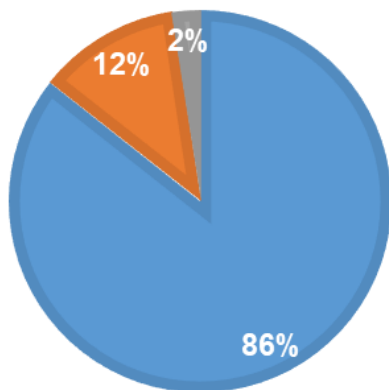
See Appendix C for postcode map which shows the distribution of responses.

### Question 2: Do you agree the proposal achieves the following objectives?

#### a) Liverpool Grove will be a more attractive and pleasant place to enjoy

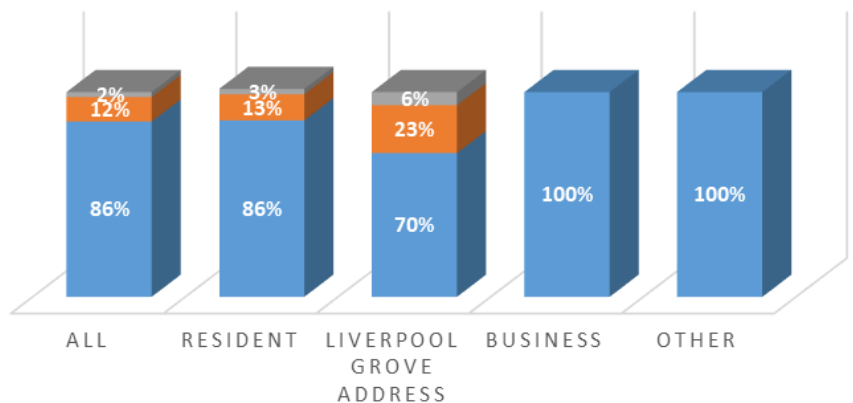
#### ALL RESPONSES

■ Agree ■ Disagree ■ Not Sure



#### BY RESPONDENT TYPE

■ Agree ■ Disagree ■ Not Sure

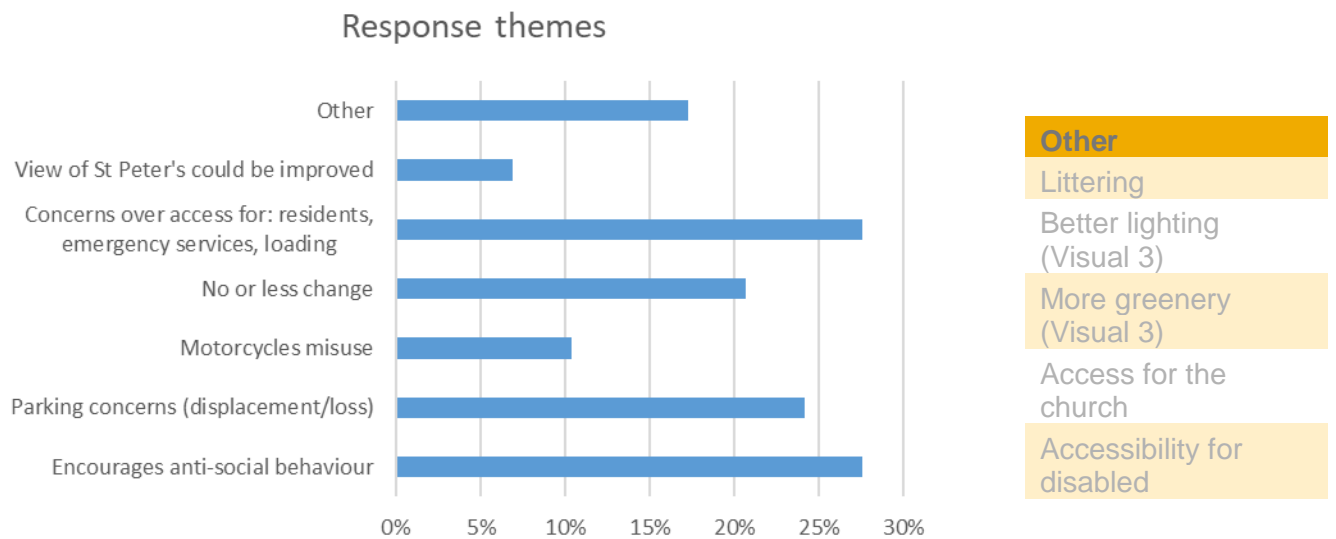


The majority of respondents (86%) agreed that the proposals achieved the objective of making Liverpool Grove a more attractive and pleasant place to enjoy.

When considering the responses received from those residing or working on Liverpool Grove this majority reduced to 70%.

**If you answered 'Disagree', please tell us how we can change the proposals to improve this?**

29 qualitative responses were received in this section. Each response has been categorised by themes. If a theme was only mentioned once this is considered 'other'.

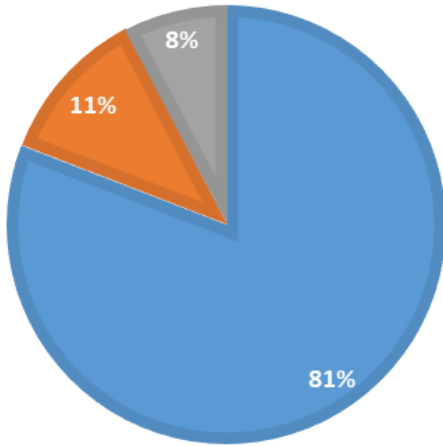


See Appendix D for full responses (redacted).

**b) The street will be greener, safer and quieter**

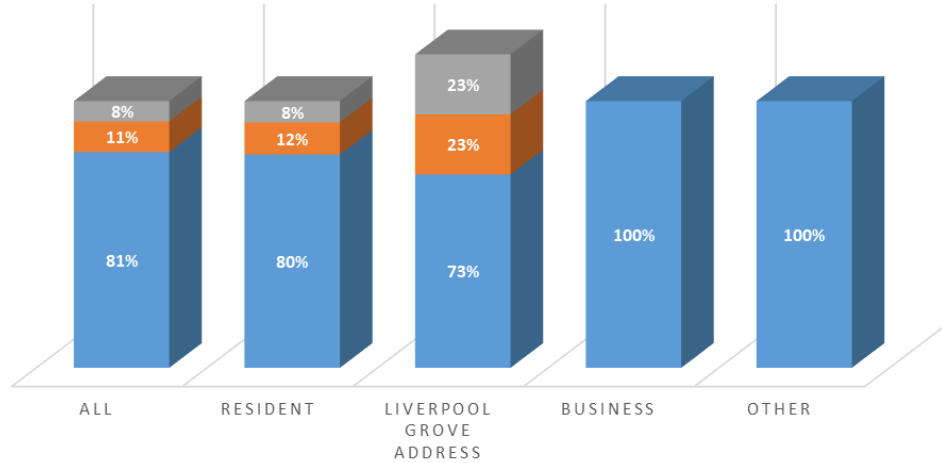
## ALL RESPONSES

■ Agree ■ Disagree ■ Not sure



## BY RESPONDENT TYPE

■ Agree ■ Disagree ■ Not Sure

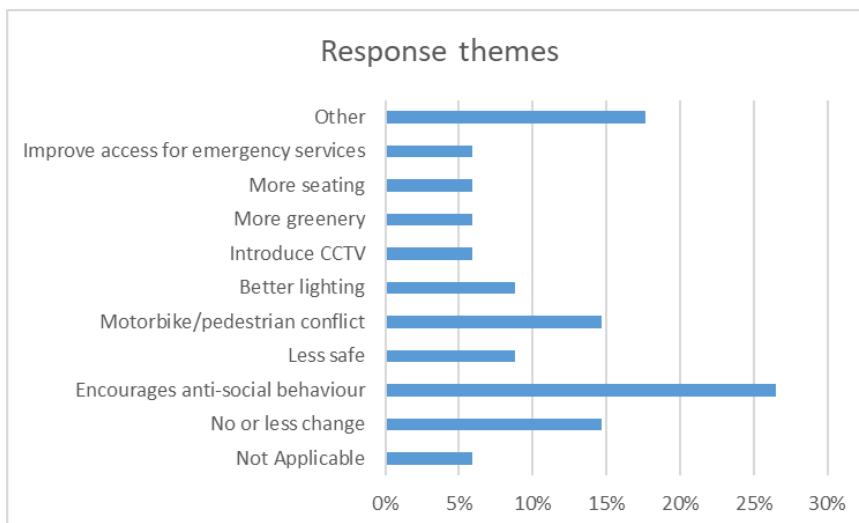


The majority of respondents (81%) agreed that the proposals achieved the objective of making Liverpool Grove greener, safer and quieter.

When considering the responses received from those residing or working on Liverpool Grove this majority reduced to 73%.

**If you answered 'Disagree', please tell us how we can change the proposals to improve this?**

34 qualitative responses were received in this section. Each response has been categorised by themes. If a theme was only mentioned once this is considered 'other'. Not applicable refers to a comment which cannot be analysed.



### Other

Less quiet

Quiet does not equal safer

Disability access

Behaviour change is more important

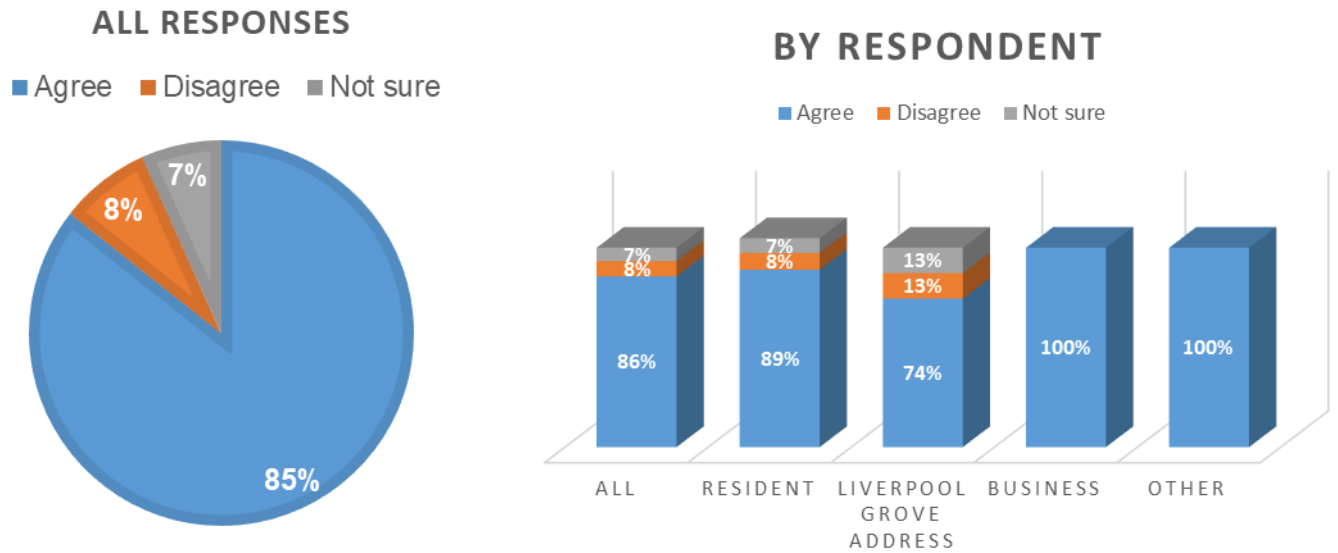
Introduce Santander Cycles hub

Rain garden is good addition



See Appendix D for full responses (redacted).

### c) The view of St Peter's Church will be enhanced by the proposed designs

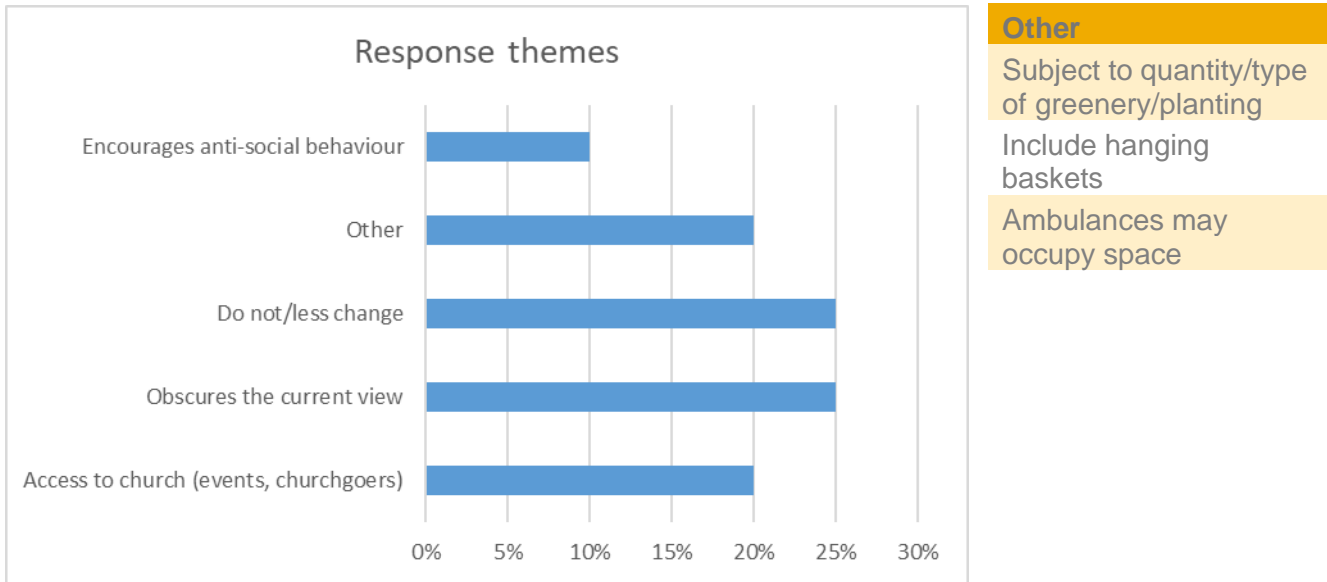


The majority of respondents (85%) agreed that the proposals achieved the objective of enhancing the view of St Peter's Church.

When considering the responses received from those residing or working on Liverpool Grove this majority reduced to 74%.

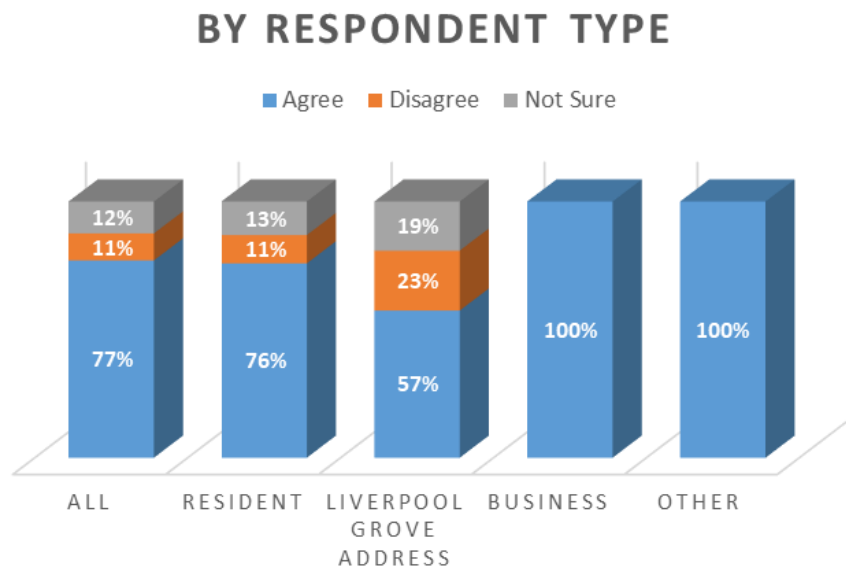
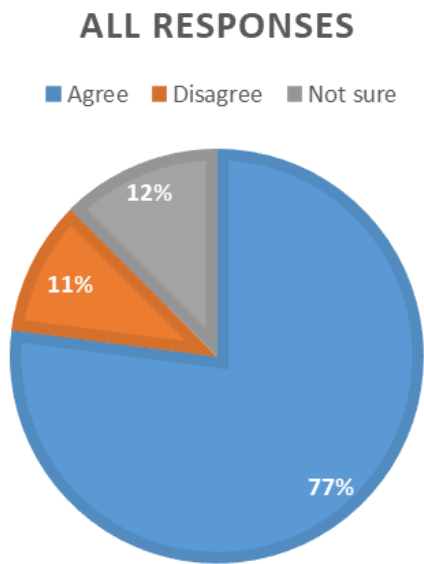
**If you answered 'Disagree', please tell us how we can change the proposals to improve this?**

20 qualitative responses were received in this section. Each response has been categorised by themes. If a theme was only mentioned once this is considered 'other'.



See Appendix D for full responses (redacted).

**d) The new environment that is created will support local businesses**

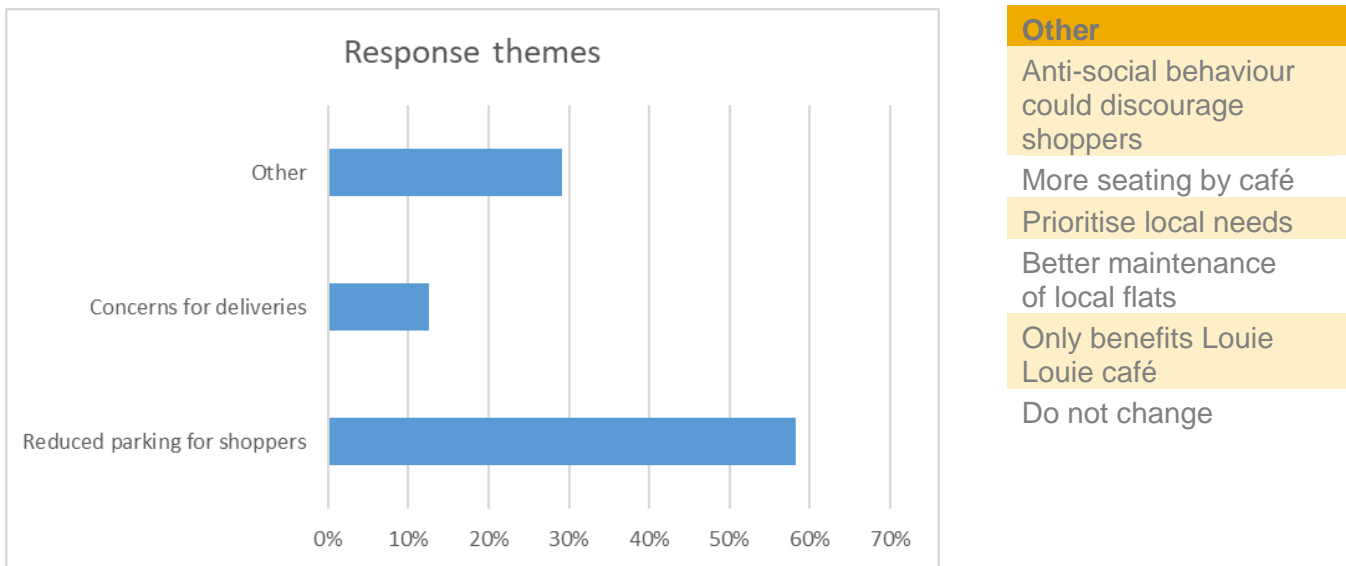


The majority of respondents (77%) agreed that the proposals achieved the objective of supporting local businesses.

When considering the responses received from those residing or working on Liverpool Grove this majority reduced to 57%, which is a substantial decrease.

**If you answered 'Disagree', please tell us how we can change the proposals to improve this?**

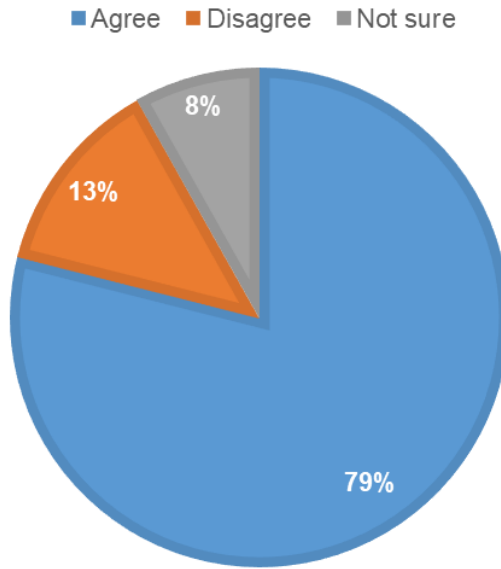
24 qualitative responses were received in this section. Each response has been categorised by themes. If a theme was only mentioned once this is considered 'other'.



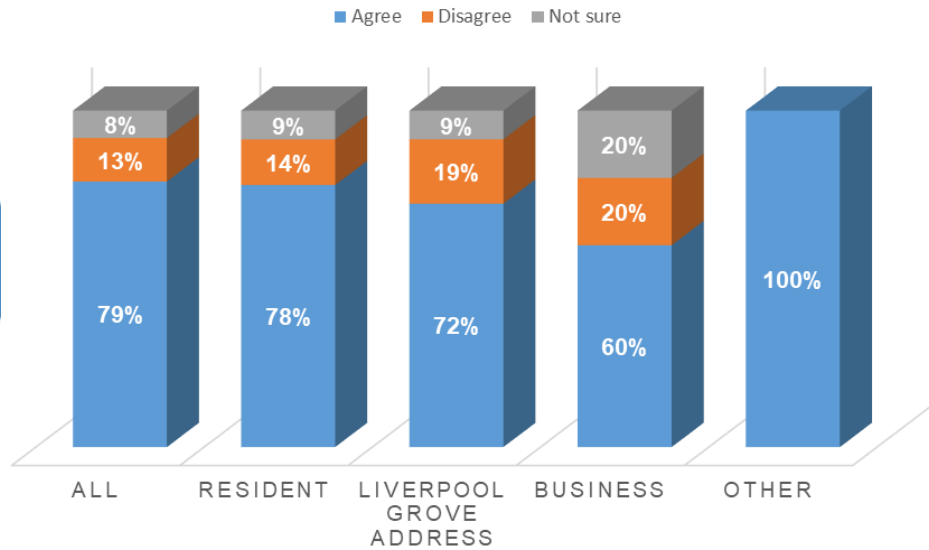
See Appendix D for full responses (redacted).

**e) Makes walking and cycling safer**

### ALL RESPONSES



### BY RESPONDENT TYPE

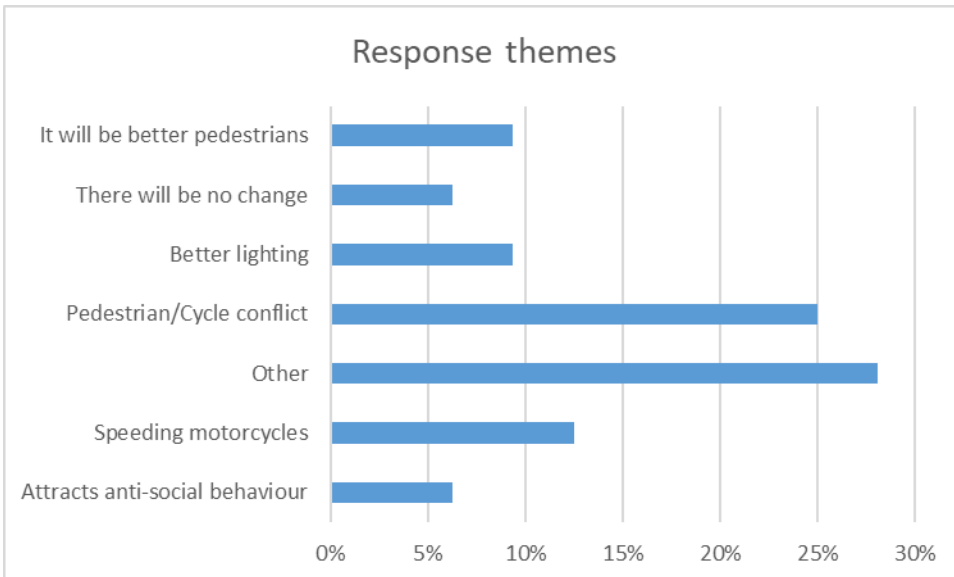


The majority of respondents (79%) agreed that the proposals achieved the objective of making walking and cycling safer.

When considering the responses received from those residing or working on Liverpool Grove this majority reduced to 72%.

**If you answered 'Disagree', please tell us how we can change the proposals to improve this?**

### Response themes



- Other**
- Prevent unlawful parking
- Not unsafe now
- Displaced traffic will make it less safe
- Drivers contribute more to the economy which is being discouraged
- Road safety is about behaviour change
- Introduce Santander cycle hub

32 qualitative responses were received in this section. Each response has been categorised by themes. If a theme was only mentioned once this is considered 'other'.

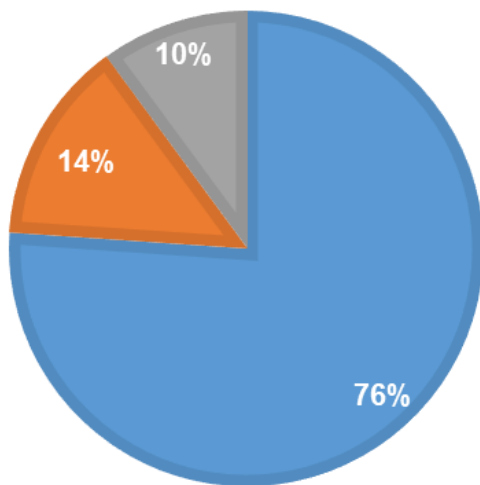
Do not make only access from Portland Street

See Appendix D for full responses (redacted).

**f) Generally, do you support that the improvements will benefit local residents on Liverpool Grove?**

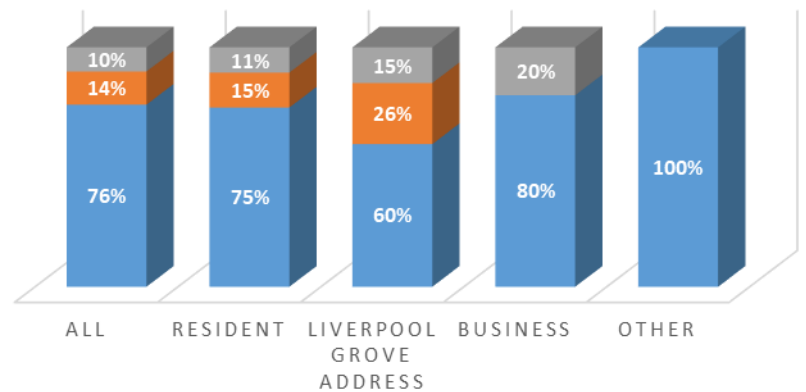
**ALL RESPONSES**

■ Agree ■ Disagree ■ Not sure



**BY RESPONDENT TYPE**

■ Agree ■ Disagree ■ Not Sure

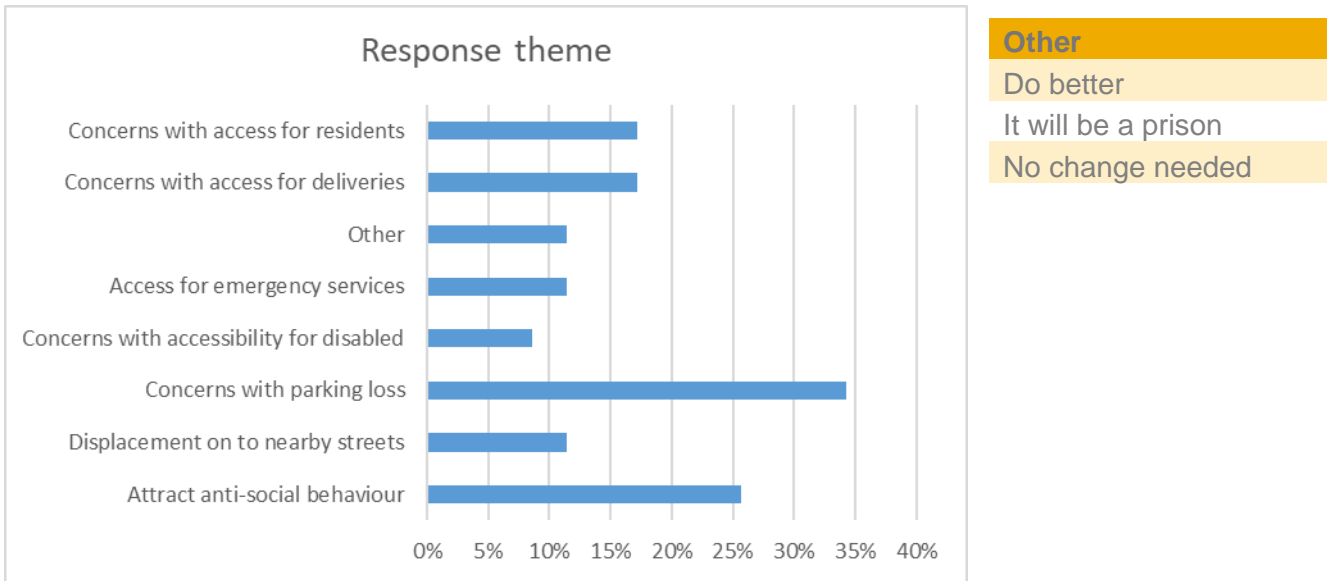


The majority of respondents (76%) agreed that the proposals achieved the objective of benefitting local residents on Liverpool Grove

When considering the responses received from those residing or working on Liverpool Grove this majority reduced to 60%.

**If you answered 'Disagree', please tell us how we can change the proposals to improve this?**

35 qualitative responses were received in this section. Each response has been categorised by themes. If a theme was only mentioned once this is considered 'other'.

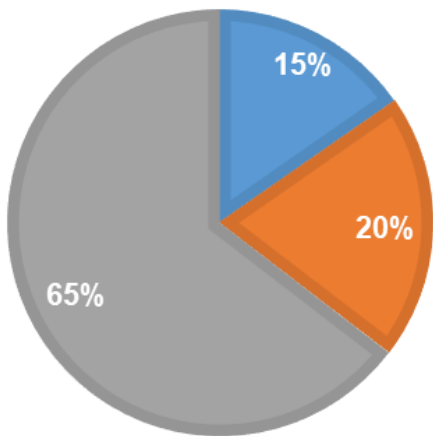


See Appendix D for full responses (redacted).

**Question 3: Do you support the parking changes proposed to accommodate the improvement to Liverpool Grove?**

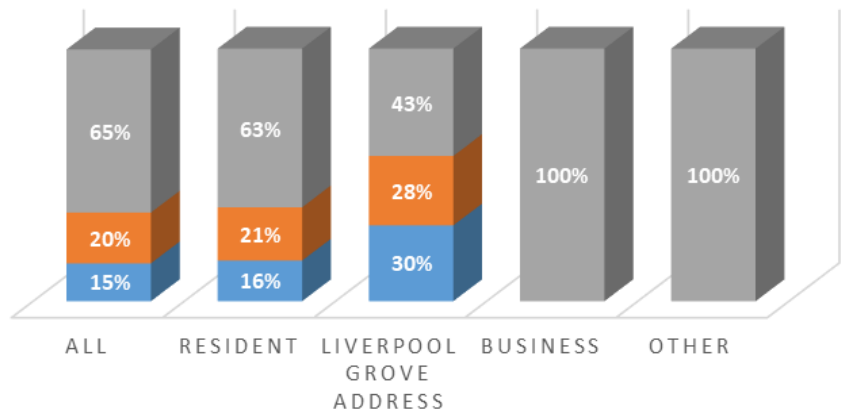
**ALL RESPONSES**

■ No ■ Not sure ■ Yes



**BY RESPONDENT TYPE**

■ No ■ Not sure ■ Yes

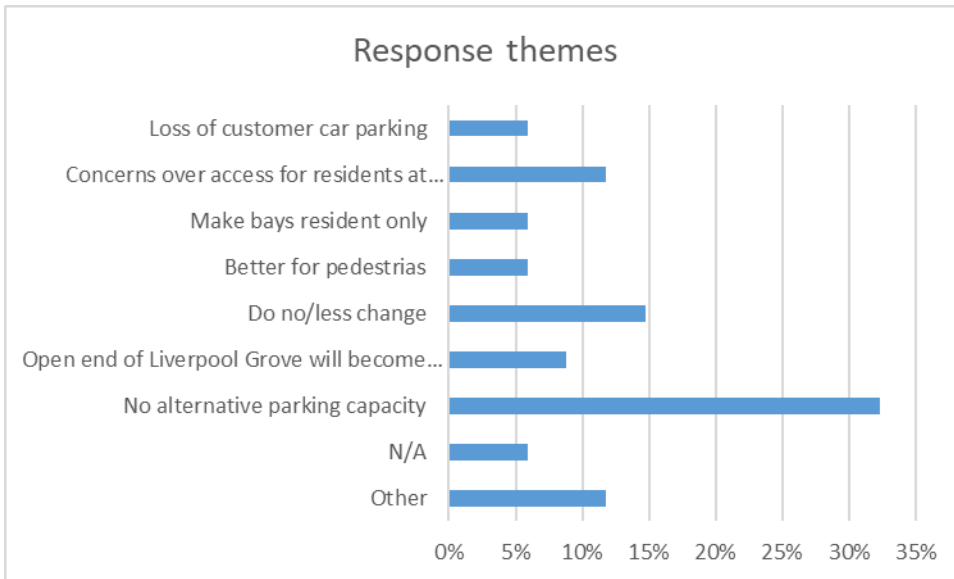


The majority of respondents (65%) supported the parking changes proposed to accommodate the improvements to Liverpool Grove.

When considering the responses received from those residing or working on Liverpool Grove the portion of respondents who supported the changes reduced to 43% with a

further 28% who were not sure. There is not a clear majority in support or not in support for the parking changes proposed when considering responses from Liverpool Grove residents/businesses.

**Question 4: Do you support the parking changes proposed to accommodate the improvement to Liverpool Grove?**



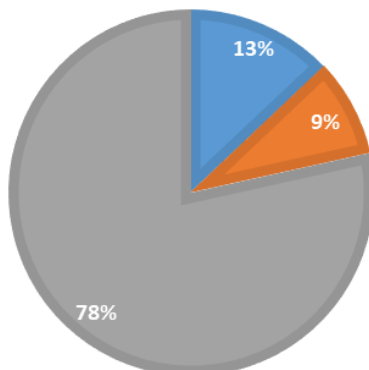
- Other**
- Introduce 'pocket park' where there currently are bays
- Increase in car crime
- Reliant on car

See Appendix D for full responses (redacted).

**Question 5: The proposals would mean all motor vehicle access will be from Portland Street (with exception of the emergency services). Do you support this change in the proposals to accommodate the improvements to Liverpool Grove?**

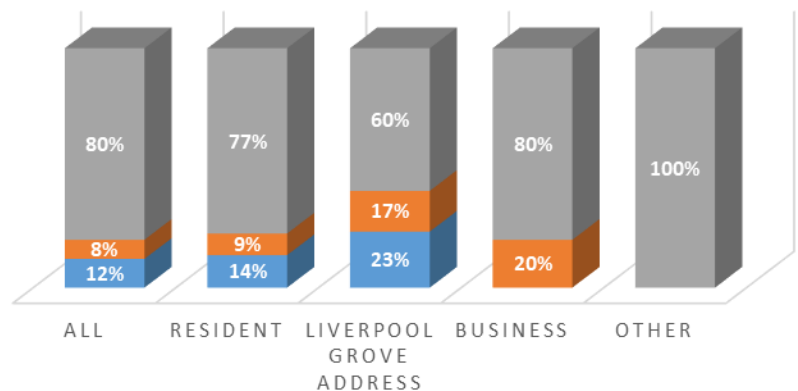
**ALL RESPONSES**

■ No ■ Not sure ■ Yes



**BY RESPONDENT TYPE**

■ No ■ Not sure ■ Yes



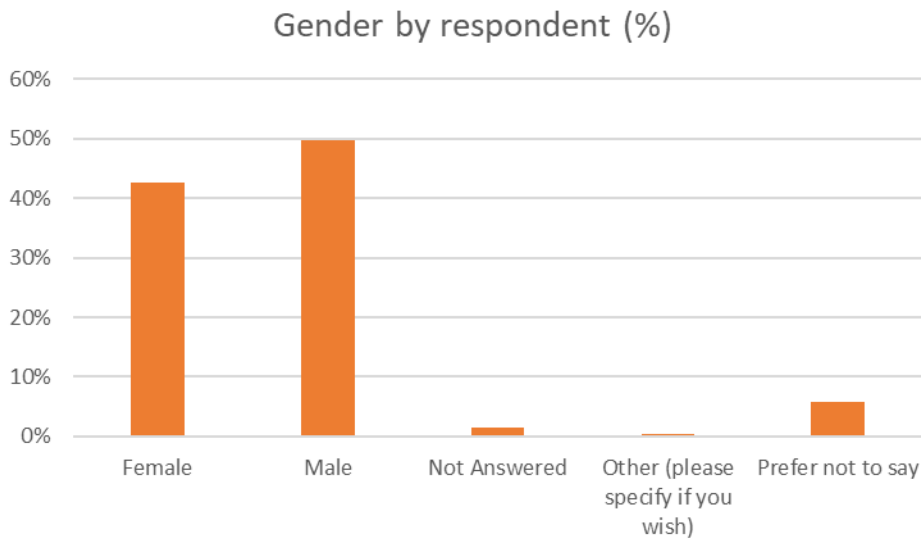
The majority of respondents (78%) supported the change in access included in the proposals which would mean all motor vehicle access will be from Portland Street (with exception to the emergency services).

When considering the responses received from those residing or working on Liverpool Grove this majority reduced to 60%.

### Question 6: What is your postcode?

See page 4 for analysis.

### Question 7: What is your gender?



responded to the survey than women (43%).

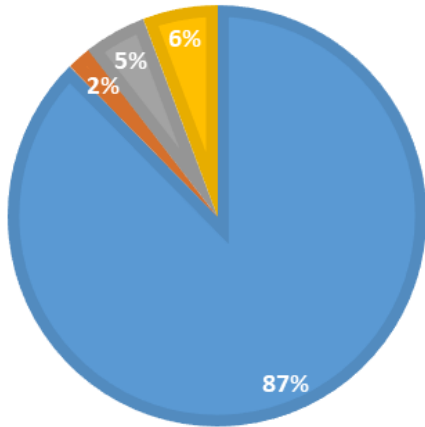
More men (50%)



### Question 8: Are you disabled?

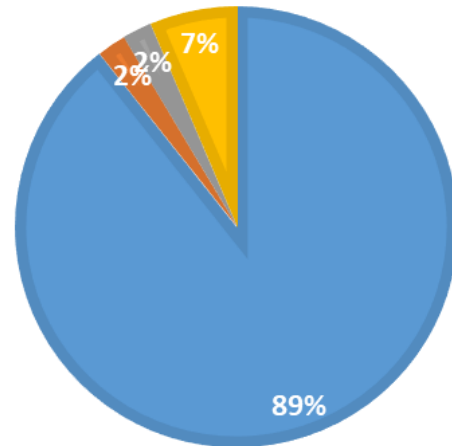
#### ARE YOU DISABLED?

■ No ■ Not Answered ■ Prefer not to say ■ Yes

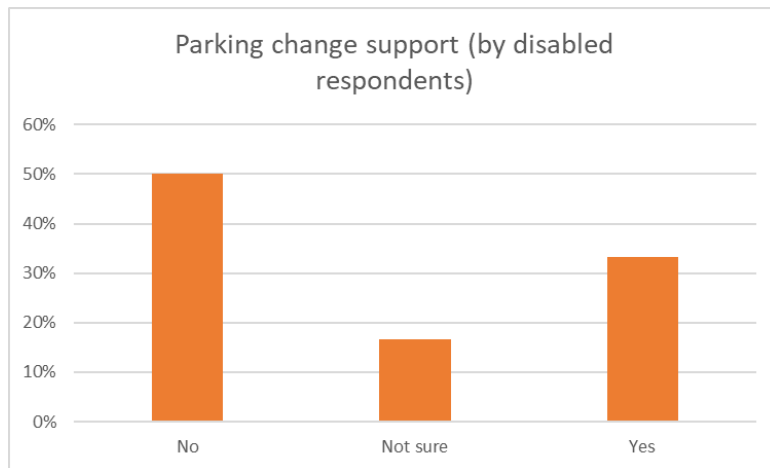


#### ARE YOU DISABLED? (LIVERPOOL GROVE ADDRESSES)

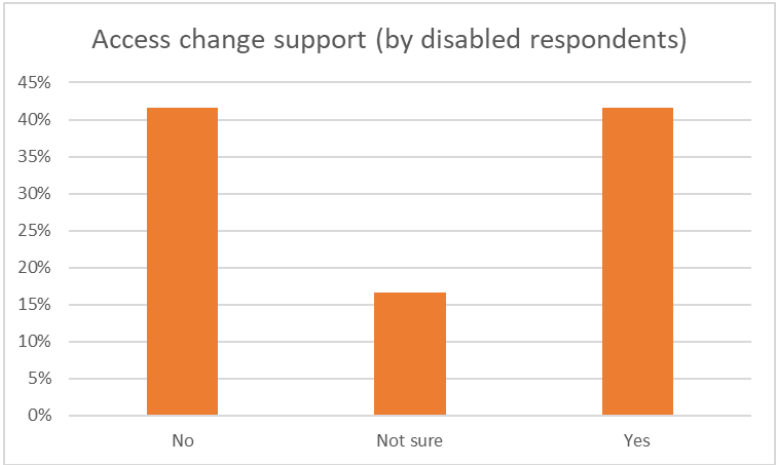
■ No ■ Not Answered ■ Prefer not to say ■ Yes



Only 6% of respondents to the survey stated they were disabled, this increases to 7% when looking specifically at respondents with a Liverpool Grove addresses.

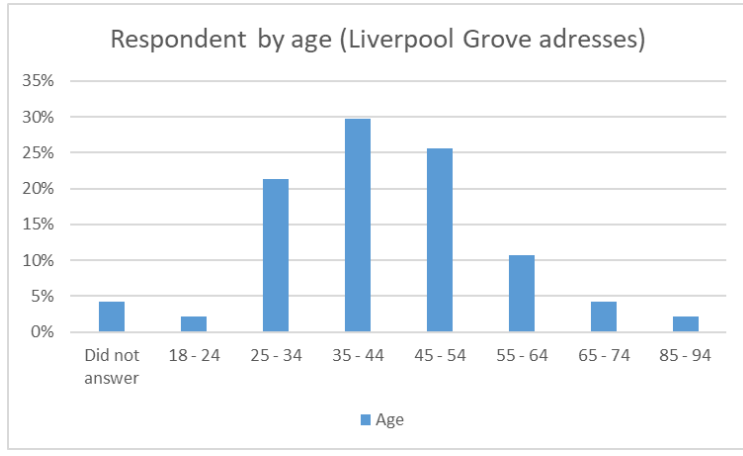
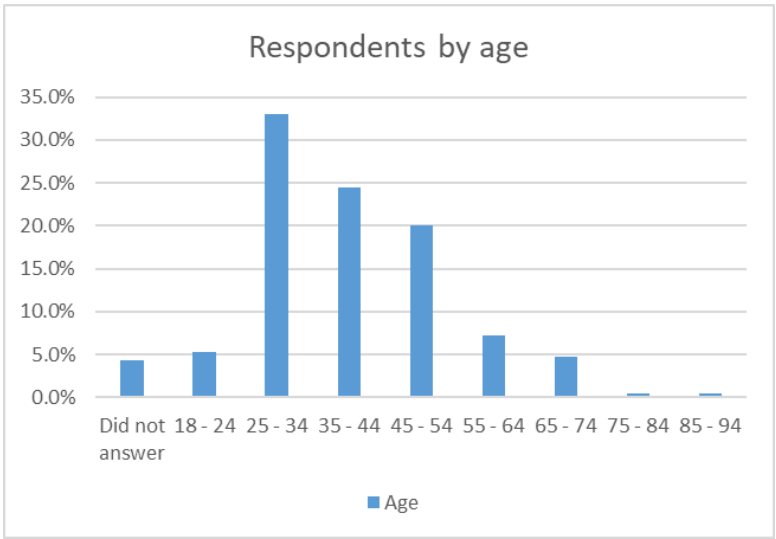


Analysis on disabled respondent's support for the parking changes and access changes was carried out to ascertain any particular differences in support in comparison to all respondents. This is to ensure there is no particular impact for this protected characteristic group.



The parking changes did not have a majority support (33%) from all disabled respondents and the proposed access change had equal support (42%).

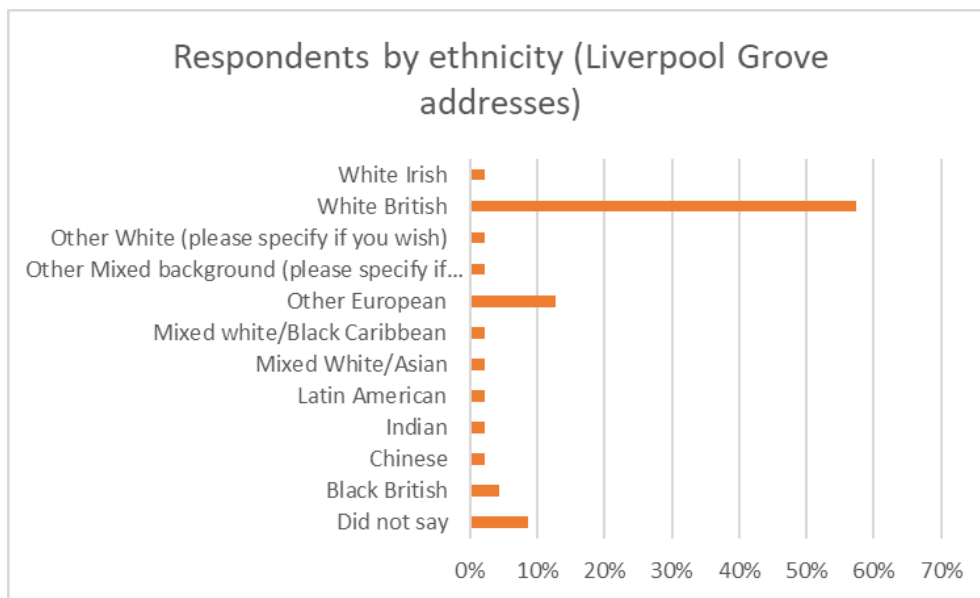
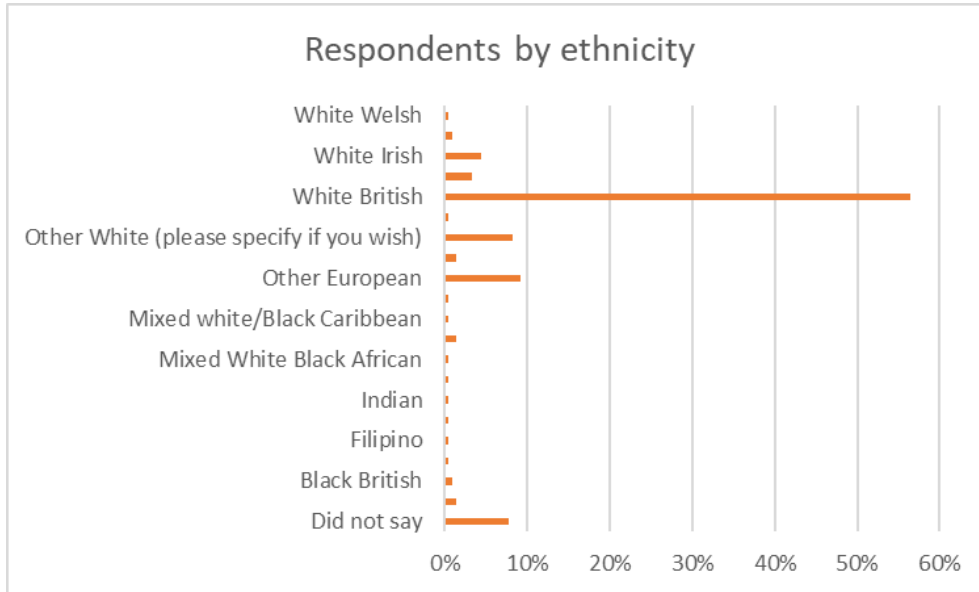
**Question 9: What is your age?**



The highest age bracket of respondents was 25 – 34 years old. This is a younger response rate in comparison to similar localised consultations of this size. The majority of respondents fall into the 25 – 54 age brackets (77.5%), this is higher than the average age profile in Faraday which is 66.3% between 18 - 64 year olds.

The age profile of respondents changes slightly when considering only respondents with Liverpool Grove addresses. The two highest age brackets are 35 - 44 and 45 – 54. This is more typical of localised consultations of this size.

### Question 10: What is your ethnicity?



The majority of respondents are of White (British, Irish, Welsh) ethnicity (66%). People from this ethnicity are over-represented in this survey in comparison to the ethnicity profile of the area which is 40% of White ethnicity.

There is very little change to the ethnicity profile of the survey when considering only respondents with Liverpool Grove addresses.

## Conclusion

The survey analysis shows that there is majority support from respondents for the Liverpool Grove concept design proposals when considering how it achieves against the following objectives:

- Liverpool Grove will be more attractive, pleasant and enjoyable
- Liverpool Grove will be greener, safer and quieter
- St Peter's Church, a Grade 1 listed building, will be enhanced
- Local businesses will be supported
- Walking and cycling will be safer
- Improvement for local residents

Majority support decreases in every objective area when extracting responses from only Liverpool Grove addresses.

The next phase of design must ensure that it considers and mitigates where appropriate the main concerns/themes raised by respondents in the qualitative responses. These are primarily:

- Ensuring the designs do not attract anti-social behaviour by considering placement of seating and introducing deterrents such as CCTV, better lighting.
- Considering the impact of parking displacement/loss on the nearby area and part of Liverpool Grove.
- Ensuring access is maintained for emergency services, St Peter's church, residents of Malvern House and deliveries for residents and businesses
- Pedestrians must be prioritised in the design, with particular concern for motorcyclists mis-using the space and pedestrian and cyclist conflict.
- Work with local businesses to ensure there is no conflict with local business operations

The demographic profile of the survey respondents is not completely representative of the demographic profile of the area. With over-representation in some categories from White ethnicity groups, 25-34 year olds, and men. The next phase of engagement must consider this and amend engagement approaches accordingly.

**Author:** R Gates

**Lead Officer:** C Agyei-Frempong

**Department:** E&L Highways

**Cabinet Member:** Cllr Rose

**Version number:** 1

**Appendices:** A, B, C, D

**Date of last revision:** 17/05/21