



THE COUNCIL OF THE LONDON BOROUGH OF SOUTHWARK

# TRAFFIC MANAGEMENT ORDER

2017 No 9

---

The London Borough of Southwark (Housing estate roads and car parks) (No. 9) Order 2017

Made: 7 November 2017

Coming into force: 7 November 2017

---

The council of the London Borough of Southwark, after consulting the Commissioner of Police of the Metropolis, in exercise of the powers conferred by sections 6, 32, 33, 35, 45, 46, 49 and 124 of and Part IV of Schedule 9 to the Road Traffic Regulation Act 1984<sup>a</sup>, as amended, and of all other powers thereunto enabling, hereby make the following Order:

## Citation and commencement

- 1.1 This Order may be cited as the London Borough of Southwark (Housing estate roads and car parks) (No. 9) Order 2017 and shall come into force on 7.

## Interpretation

- 2.1 In this Order:-  
"council" means the council of the London Borough of Southwark; and  
"the Order of 2012" means The London Borough of Southwark (Housing estate roads and car parks) (No. 1) Order 2012<sup>b</sup>, as amended by the London Borough of Southwark (Housing estate roads and car parks) (No.2) Order 2013).
- 2.2 Any reference in this Order to any enactment shall be construed as a reference to that enactment as amended, applied, consolidated, re-enacted by or as having effect by virtue of any subsequent enactment.
- 2.3 Unless the context otherwise requires, any expression used in this Order which is also used in the Order of 2012 shall have the same meaning as in that Order.

---

<sup>a</sup> 1984 c.27

<sup>b</sup> LBS 2012/128

### Amendment of the Order of 2012

- 3.1 Without prejudice to the validity of anything done or to any liability incurred in respect of any act or omission before the coming into force of this Order, the Order of 2012 shall have effect as though:-
- (a) there were added to Schedule 1 to that Order the item Abbeyfield Estate (E-AF), Barton Close & Beer and Wine Trade Homes (E-BC), Edison Road (E-ED), Pomeroy Estate (E-PM), Sydenham Hill Estate (E-SY), Tabard Estate Central (E-TBC) and as set out in Schedule 1 to this Order; and
  - (b) there were added to Schedule 3 to that Order the items set out in Schedule 2 to this Order.

### Designation of parking places, off-street parking places and application of the Order of 2012 thereto

- 4.1 Each area on a housing estate road or within a housing estate car park specified as a parking place or an off-street parking place in an item in the Schedule to this Order is designated as a parking place or an off-street parking place.
- 4.2 The provisions of the Order of 2012 (other than Articles 8 and 17) shall apply to each area described in a Schedule to this Order as if in those provisions any reference to a parking place or an off-street parking place shall include a reference to an area designated as a parking place or an off-street parking place by this Order and as if any reference to Schedule 1 to the Order of 2012 included a reference to Schedule 1 to this Order.

### Placing of traffic signs etc.

- 5.1 The council shall:-
- (a) place and maintain traffic signs indicating the limits of each parking place or parking bay within a parking place referred to in a Schedule to this Order;
  - (b) place and maintain in or in the vicinity of each parking place, parking bay within a parking place, off-street parking place or parking bay within an off-street parking place referred to in a Schedule to this Order traffic signs indicating that such an off-street parking place or a parking bay in an off-street parking place may be used during the permitted hours for the leaving only of the vehicles specified in either Article 9.3(i), 9.3(ii) or 9.4 of the Order of 2012;
  - (c) carry out such other work as is reasonably required for the purposes of the satisfactory operation of a parking place or off-street parking place.

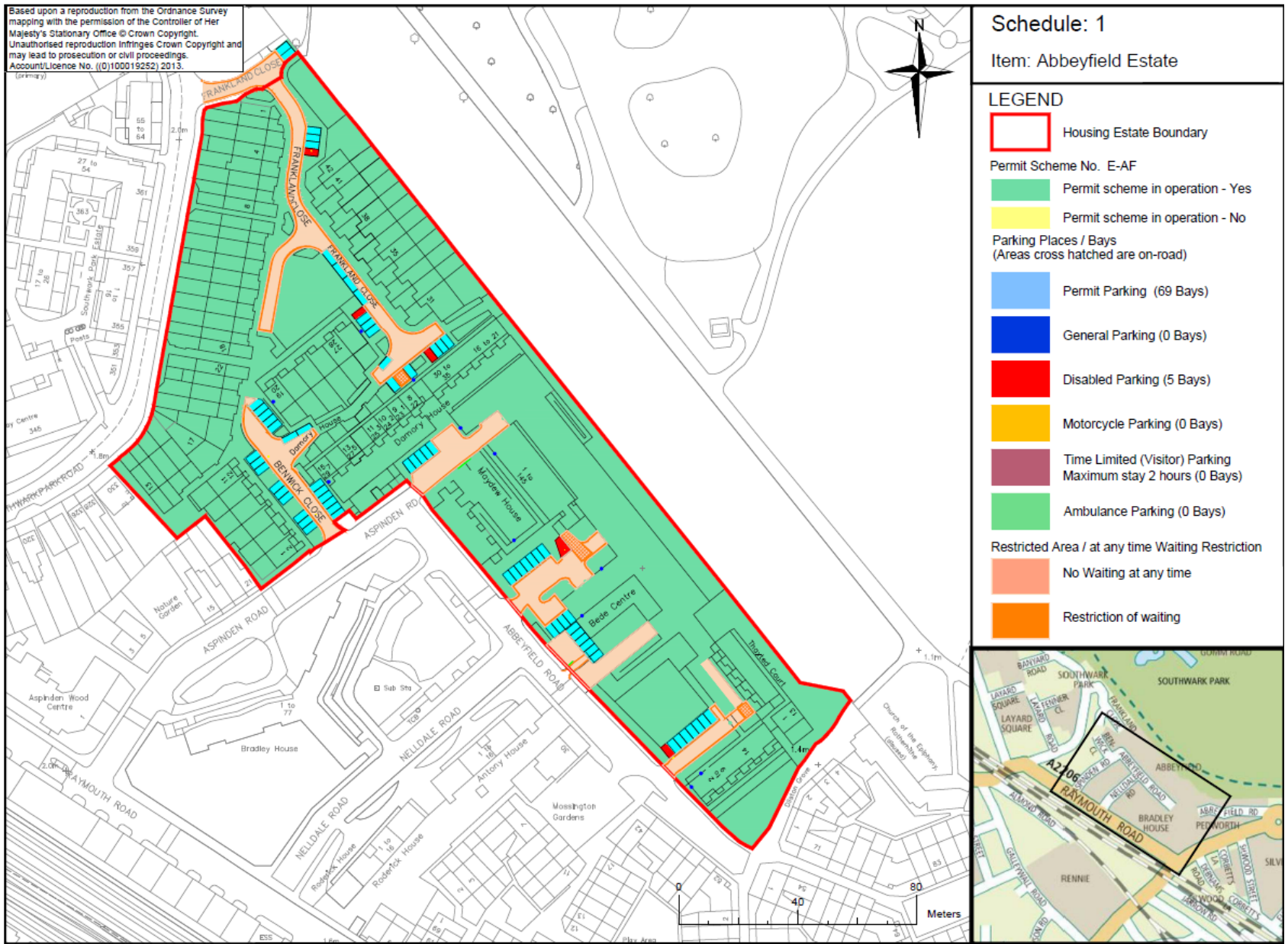
Dated this ? November 2017

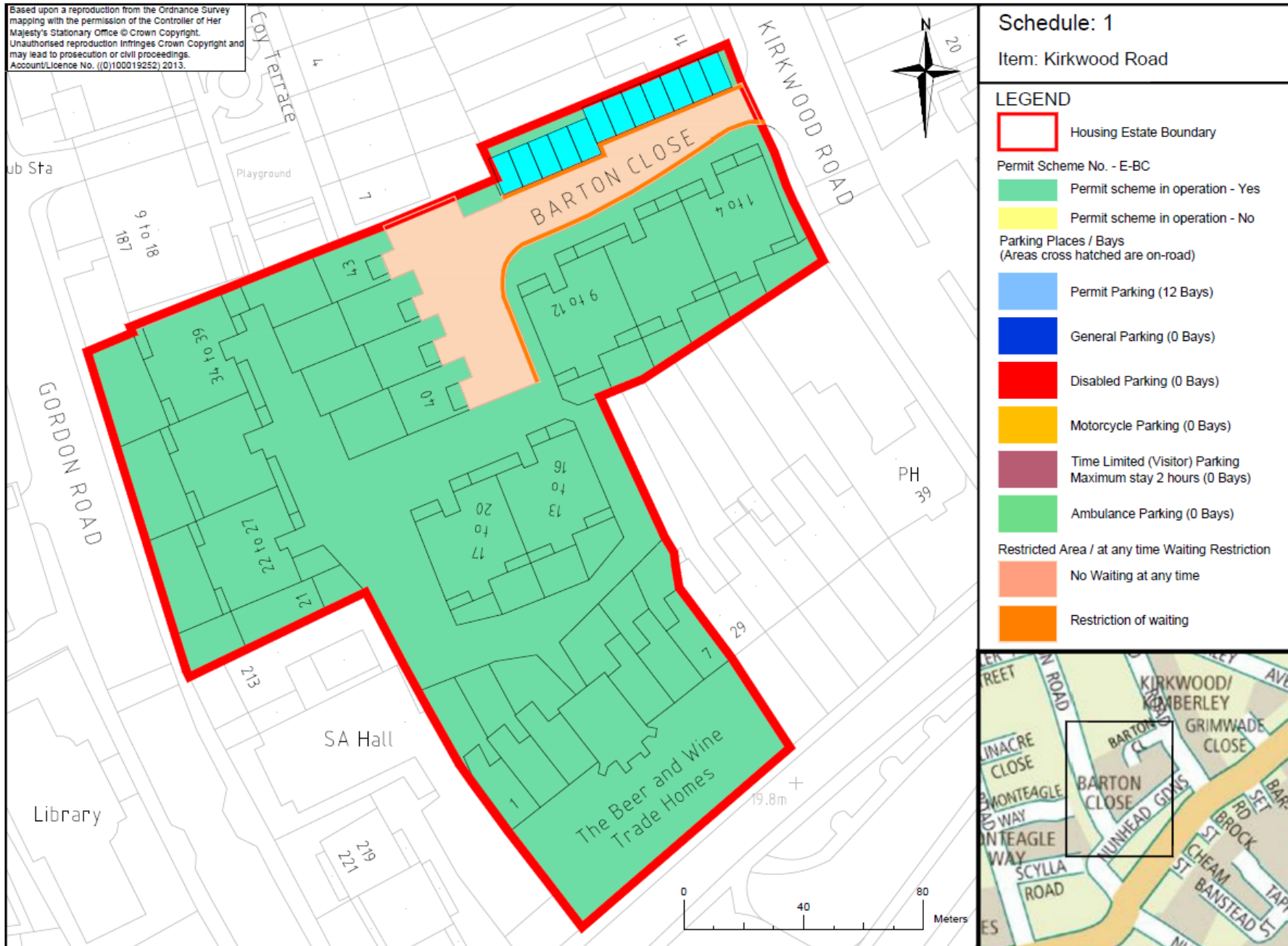


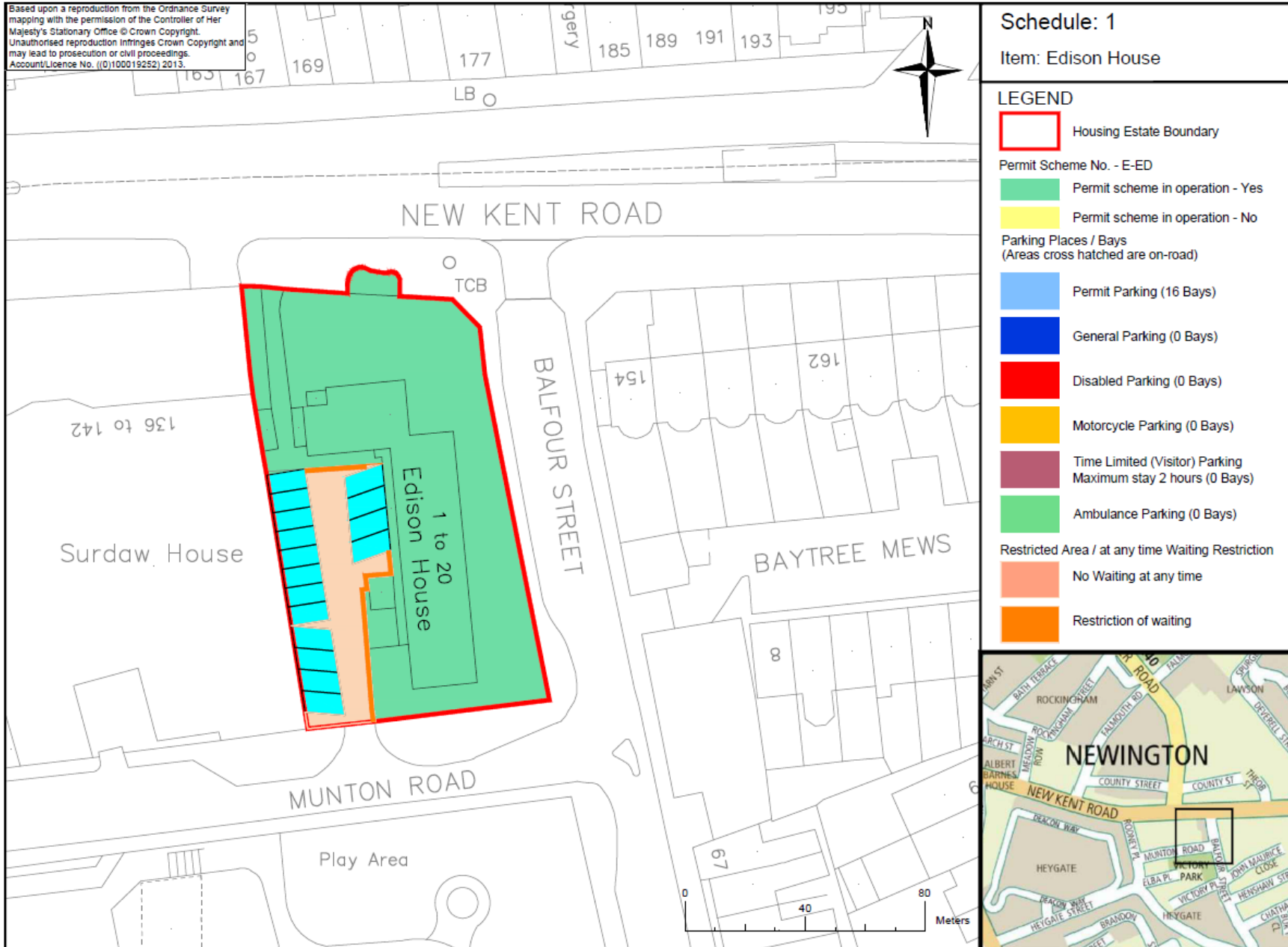
NICKY COSTIN  
Parking and network management business unit manager  
Regulatory services

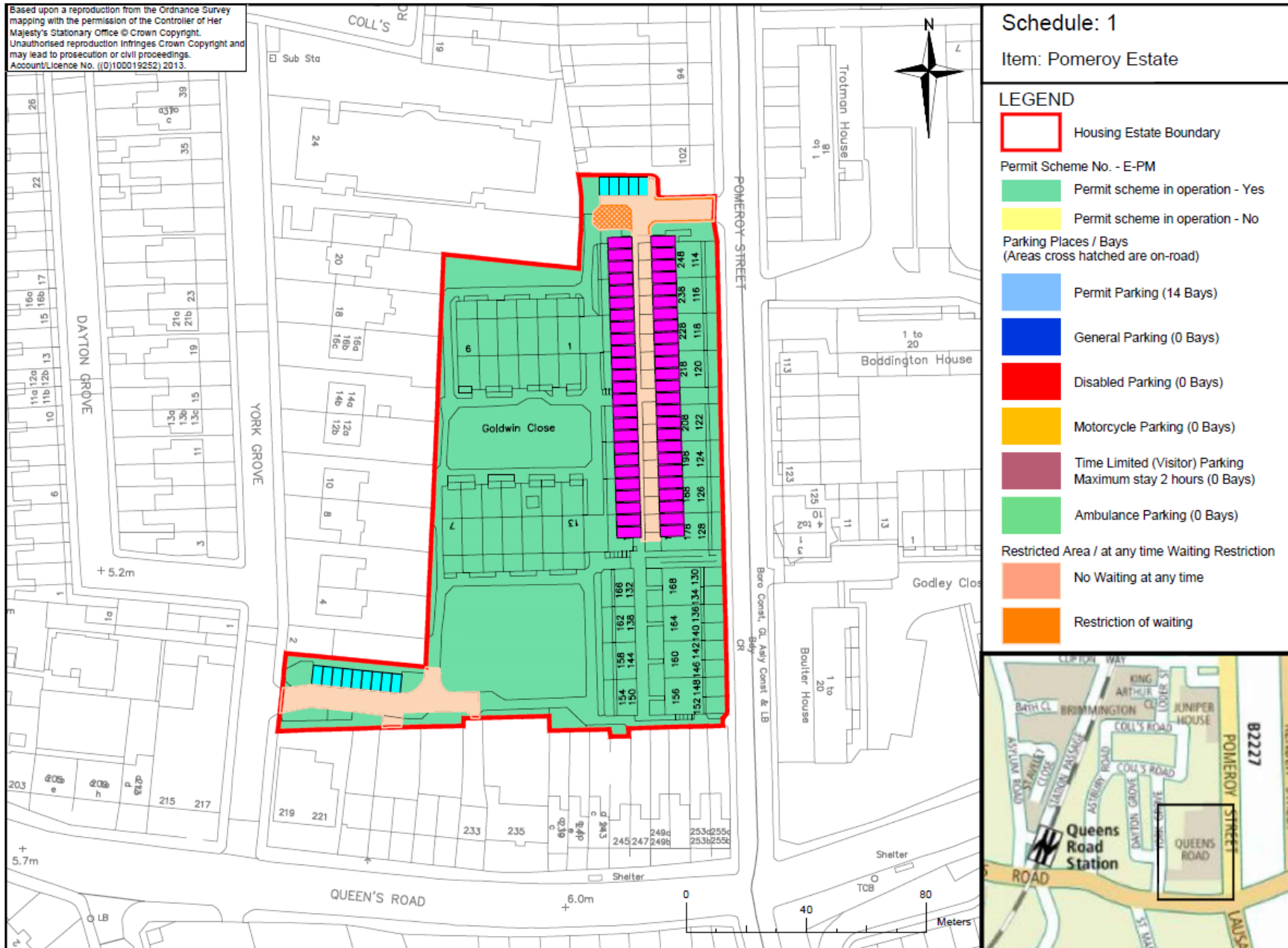
SCHEDULE 1  
*(Housing estate roads and housing estate car parks with  
housing estate permit parking zone in operation)*  
Part II - Addition to Schedule 1 to the Order of 2012

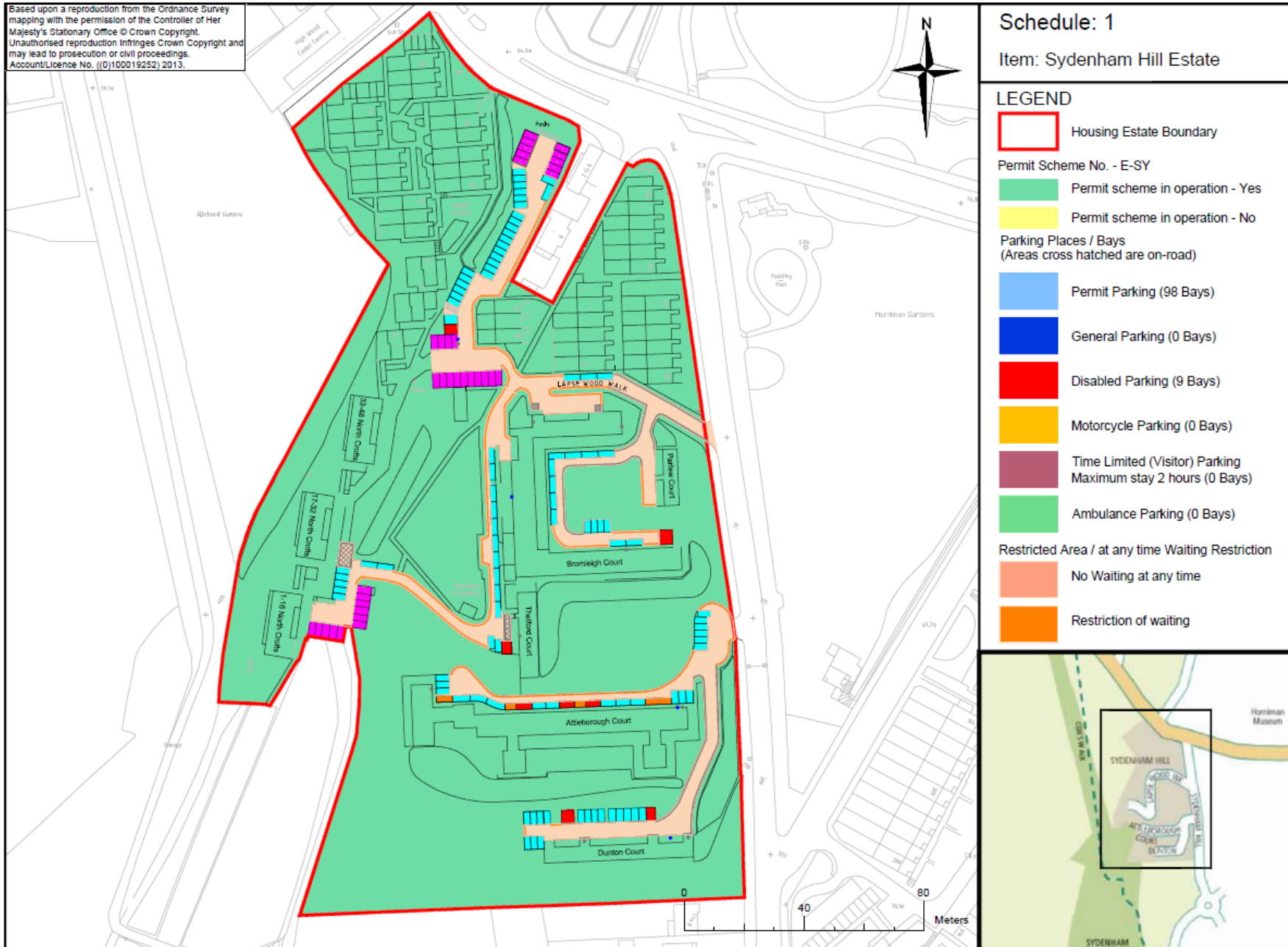
SCHEDULE 1: HOUSING ESTATE ROADS AND CAR PARKS WITH A PERMIT PARKING ZONE IN OPERATION (Substitution in Schedule 1 to the Order of 2012)





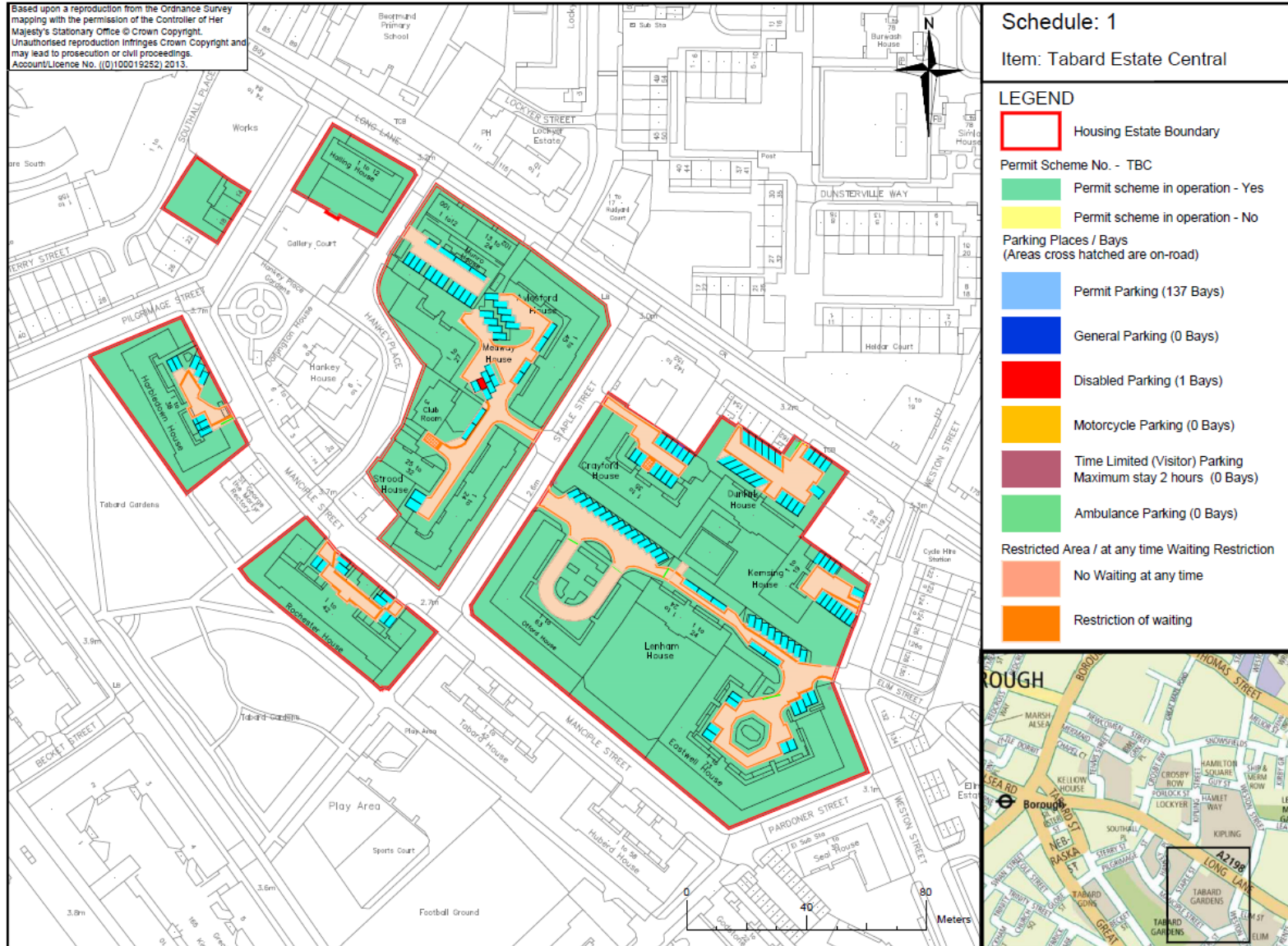






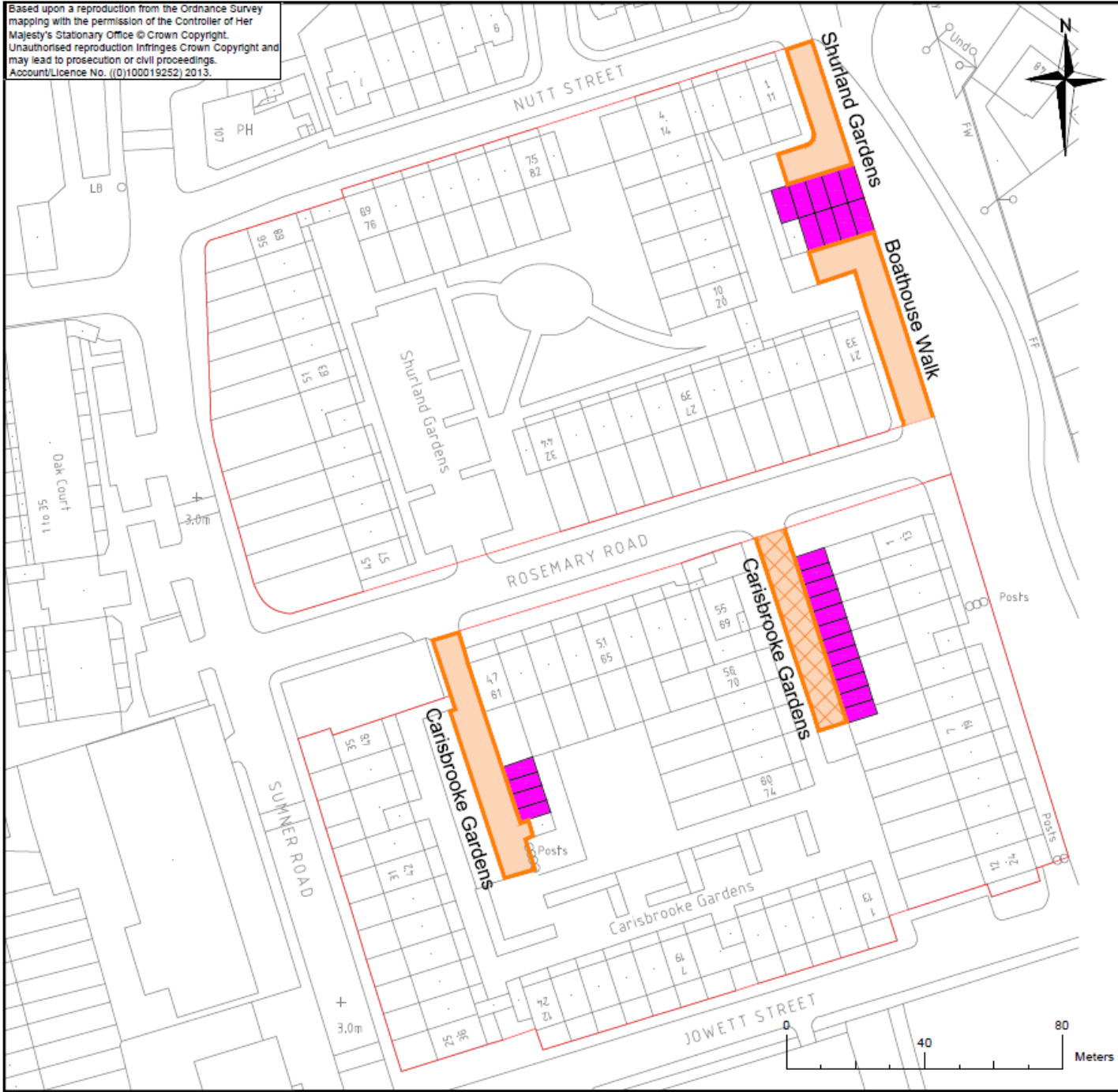


SCHEDULE 1: HOUSING ESTATE ROADS AND CAR PARKS WITH A PERMIT PARKING ZONE IN OPERATION (Substitution in Schedule 1 to the Order of 2012)



SCHEDULE 2  
*(Housing estate roads and housing estate car parks or garages without  
a housing estate permit parking zone)*  
Addition to Schedule 2 to the Order of 2012

Based upon a reproduction from the Ordnance Survey mapping with the permission of the Controller of Her Majesty's Stationary Office © Crown Copyright. Unauthorised reproduction infringes Crown Copyright and may lead to prosecution or civil proceedings. Account/Licence No. (0100019252) 2013.

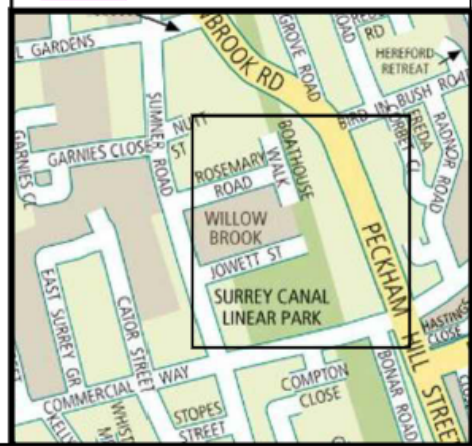


## Schedule: 2

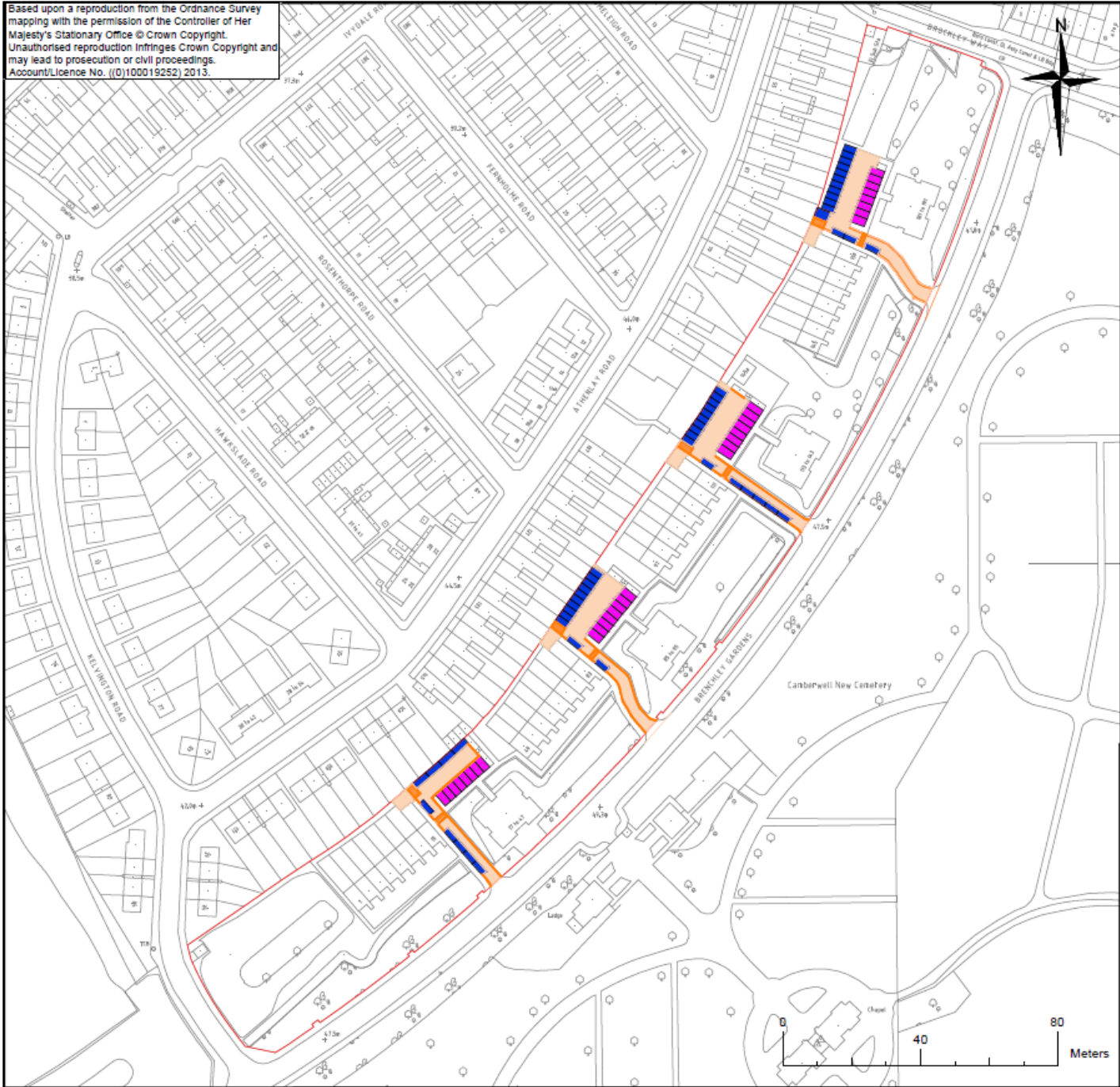
Item: Boathouse Walk

### LEGEND

- Housing Estate Boundary
- Permit Scheme No. -
- Parking Places / Bays  
(Areas cross hatched are on-road)
- Permit Parking
- General Parking
- Disabled Parking
- Motorcycle Parking
- Time Limited (Visitor) Parking  
Maximum stay 2 hours
- Ambulance Parking
- Restricted Area / at any time Waiting Restriction
- No Waiting at any time
- Restriction of waiting
- Stand Alone Garages
- Garage Blocks



Based upon a reproduction from the Ordnance Survey mapping with the permission of the Controller of Her Majesty's Stationary Office © Crown Copyright. Unauthorised reproduction infringes Crown Copyright and may lead to prosecution or civil proceedings. Account/Licence No. (D)100019252) 2013.



## Schedule: 2

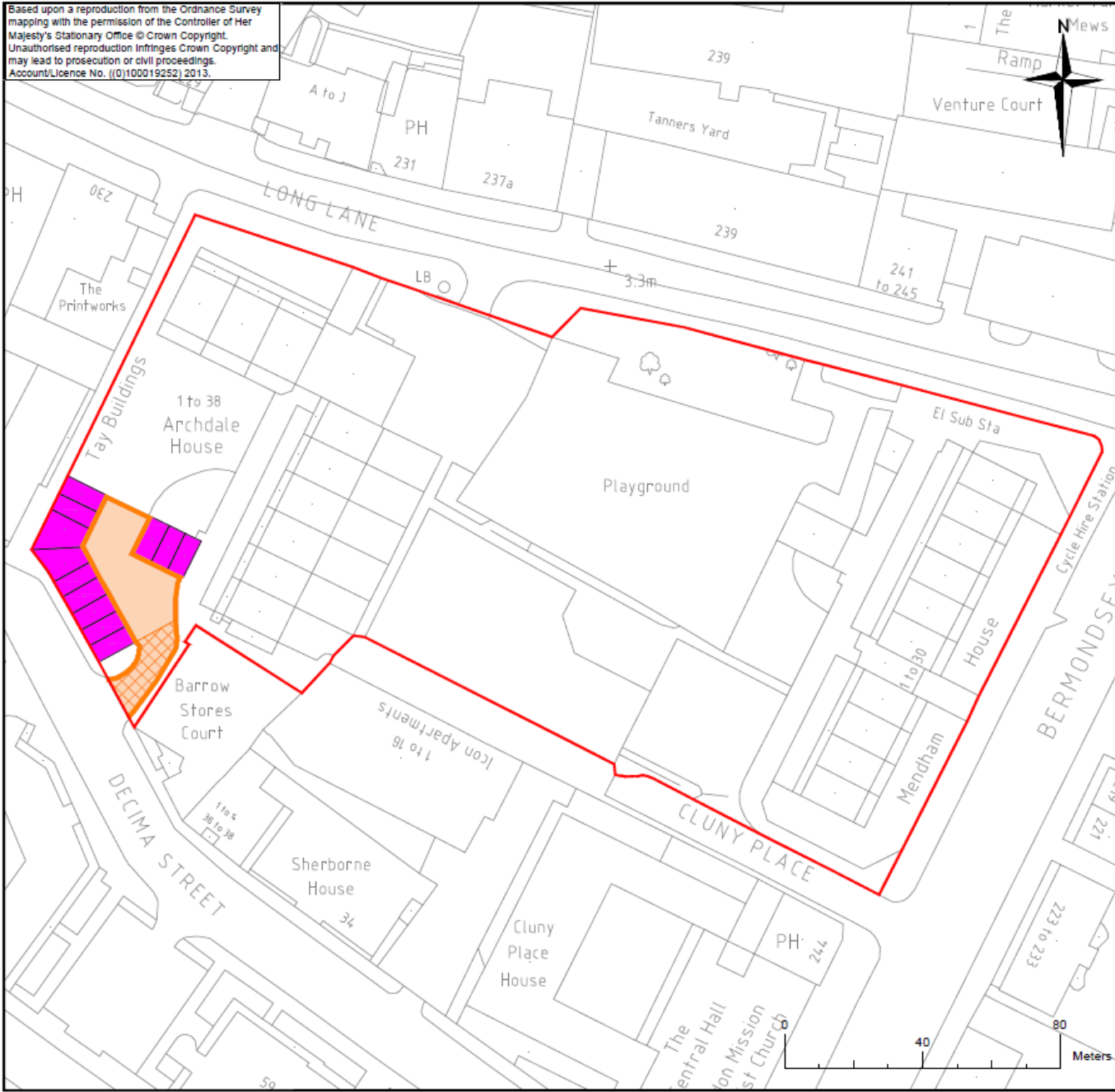
Item: Brenchley Gardens

### LEGEND

- Housing Estate Boundary
- Permit Scheme No. -
- Parking Places / Bays**  
(Areas cross hatched are on-road)
- Permit Parking
- General Parking
- Disabled Parking
- Motorcycle Parking
- Time Limited (Visitor) Parking  
Maximum stay 2 hours
- Ambulance Parking
- Restricted Area / at any time Waiting Restriction**
- No Waiting at any time
- Restriction of waiting
- Stand Alone Garages**
- Garage Blocks



Based upon a reproduction from the Ordnance Survey mapping with the permission of the Controller of Her Majesty's Stationary Office © Crown Copyright. Unauthorised reproduction infringes Crown Copyright and may lead to prosecution or civil proceedings. Account/Licence No. (0100019252) 2013.

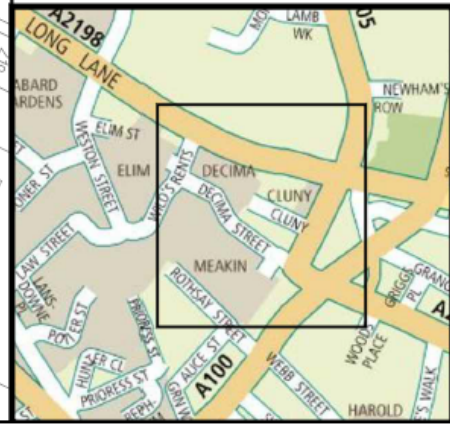


## Schedule: 2

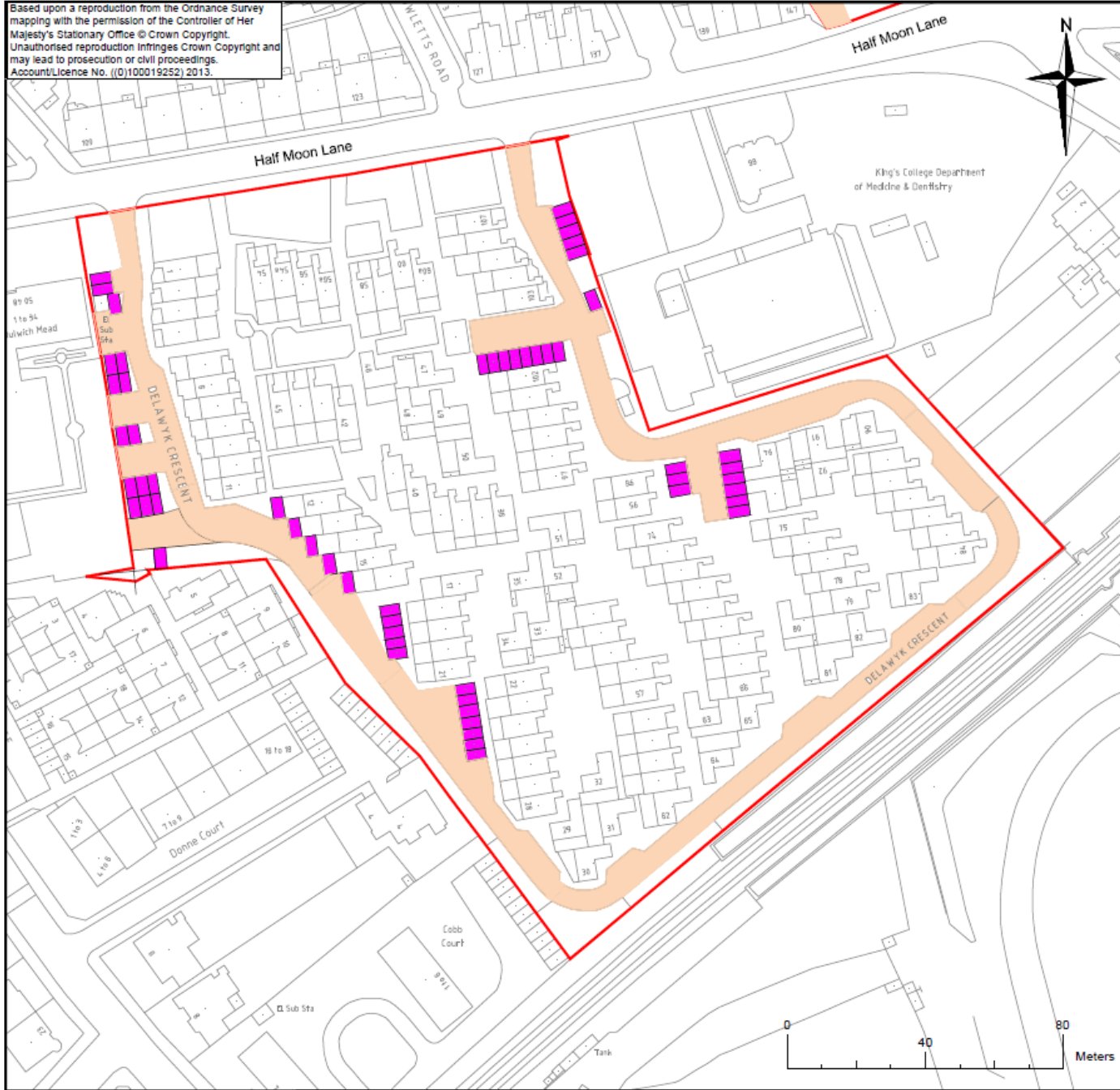
Item: Cluny Estate

### LEGEND

- Housing Estate Boundary
- Permit Scheme No. - E-CL
- Parking Places / Bays  
(Areas cross hatched are on-road)
- Permit Parking
- General Parking
- Disabled Parking
- Motorcycle Parking
- Time Limited (Visitor) Parking  
Maximum stay 2 hours
- Ambulance Parking
- Restricted Area / at any time Waiting Restriction
- No Waiting at any time
- Restriction of waiting
- Stand Alone Garages
- Garage Blocks



Based upon a reproduction from the Ordnance Survey mapping with the permission of the Controller of Her Majesty's Stationary Office © Crown Copyright. Unauthorised reproduction infringes Crown Copyright and may lead to prosecution or civil proceedings. Account/Licence No. (D)100019252) 2013.



**Schedule: 2**

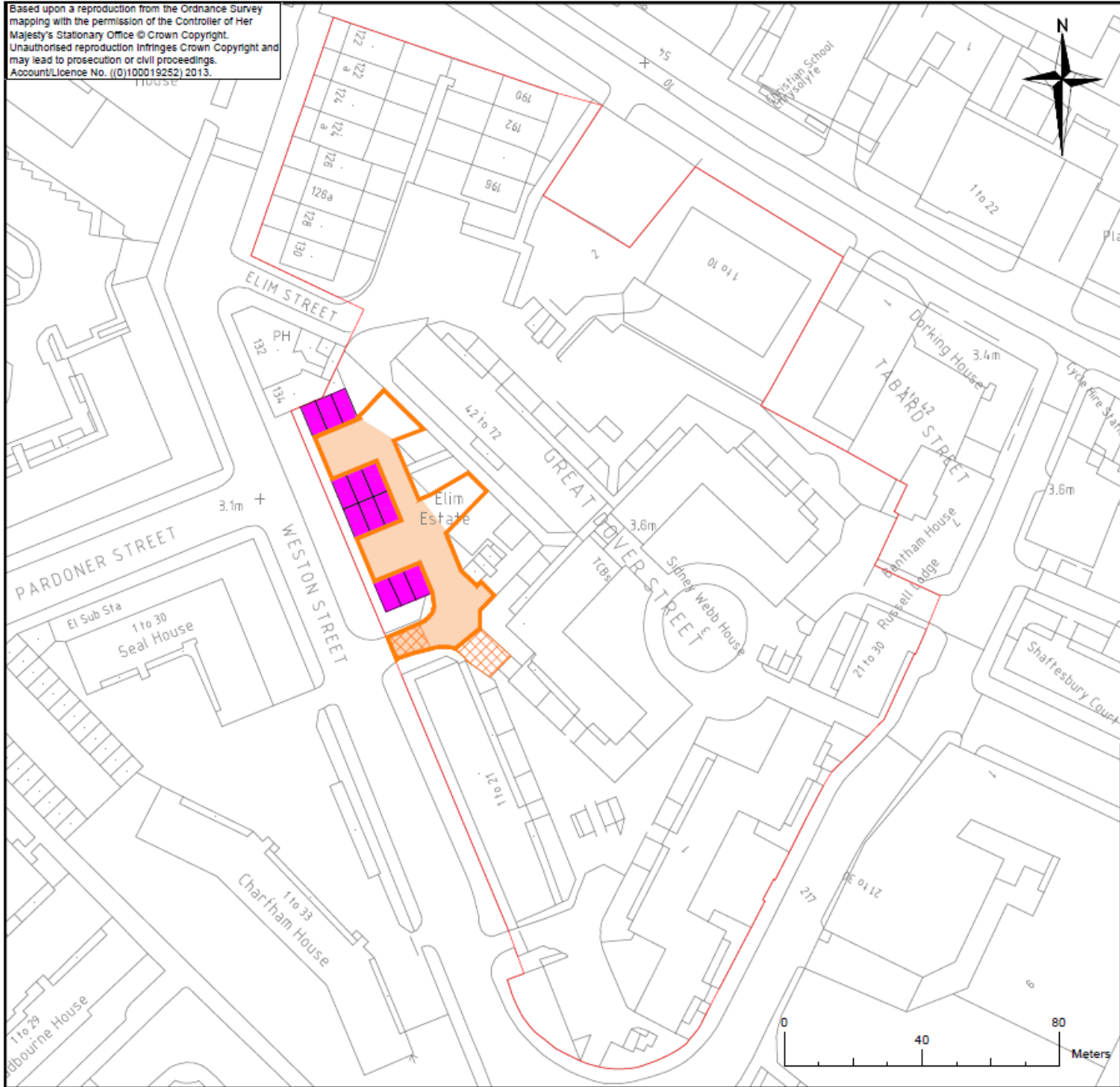
Item: Delawyk Crescent

**LEGEND**

- Housing Estate Boundary
- Permit Scheme No. -
- Parking Places / Bays**  
(Areas cross hatched are on-road)
- Permit Parking
- General Parking
- Disabled Parking
- Motorcycle Parking
- Time Limited (Visitor) Parking  
Maximum stay 2 hours
- Ambulance Parking
- Restricted Area / at any time Waiting Restriction**
- No Waiting at any time
- Restriction of waiting
- Stand Alone Garages**
- Garage Blocks



Based upon a reproduction from the Ordnance Survey mapping with the permission of the Controller of Her Majesty's Stationary Office © Crown Copyright. Unauthorised reproduction infringes Crown Copyright and may lead to prosecution or civil proceedings. Account/Licence No. (D)100019252) 2013.

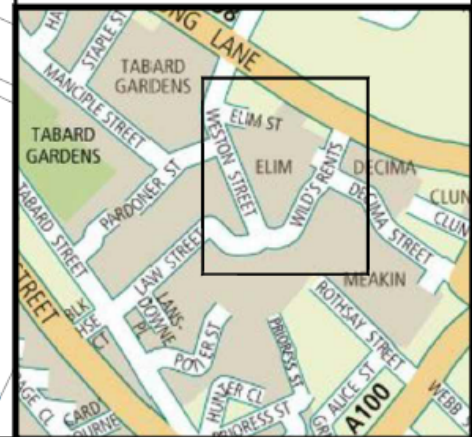


## Schedule: 2

Item: Elim Estate

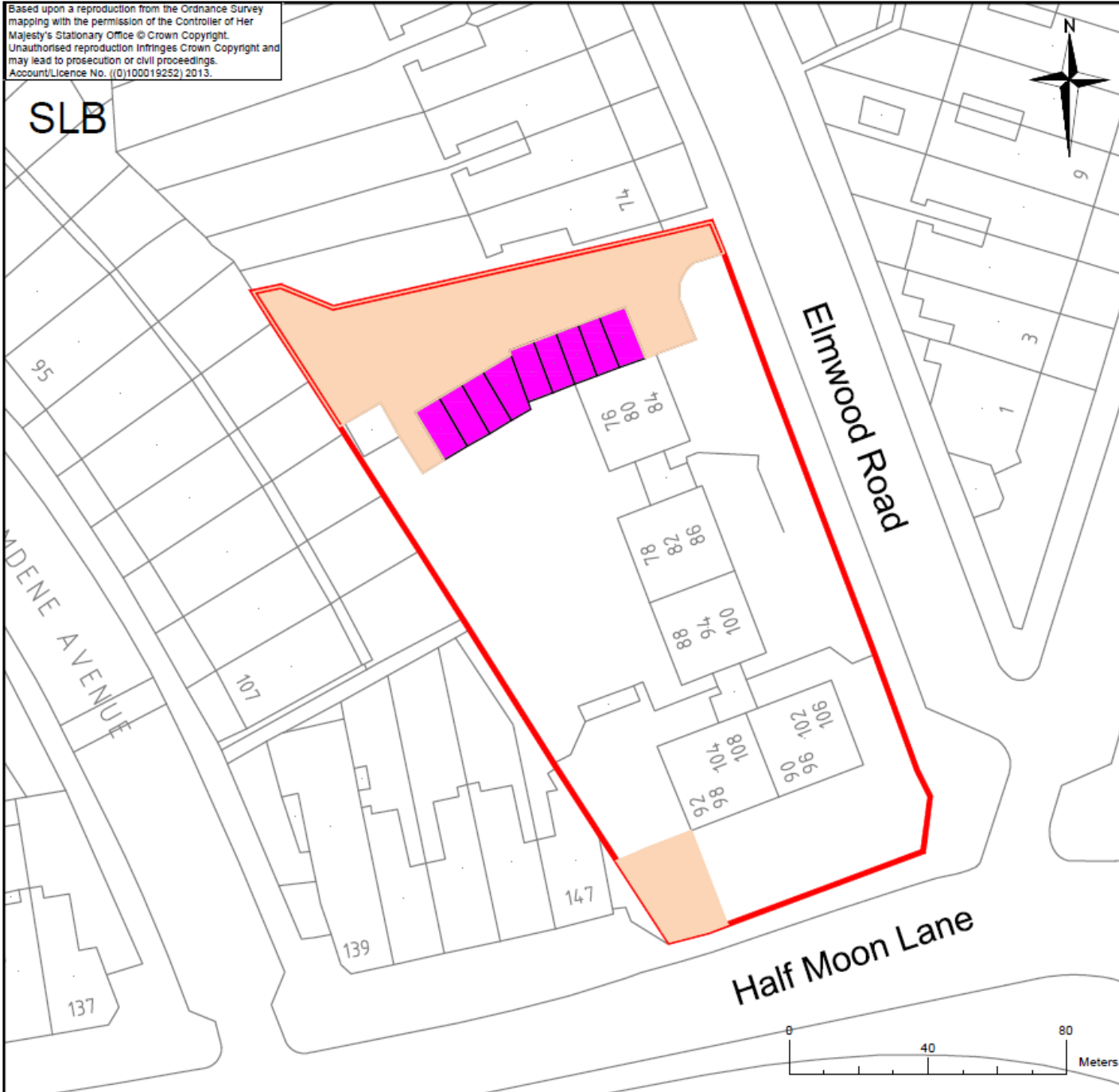
### LEGEND

- Housing Estate Boundary
- Permit Scheme No. - E-EL
- Parking Places / Bays  
(Areas cross hatched are on-road)
- Permit Parking
- General Parking
- Disabled Parking
- Motorcycle Parking
- Time Limited (Visitor) Parking  
Maximum stay 2 hours
- Ambulance Parking
- Restricted Area / at any time Waiting Restriction
- No Waiting at any time
- Restriction of waiting
- Stand Alone Garages
- Garage Blocks



Based upon a reproduction from the Ordnance Survey mapping with the permission of the Controller of Her Majesty's Stationary Office © Crown Copyright. Unauthorised reproduction infringes Crown Copyright and may lead to prosecution or civil proceedings. Account/Licence No. (D)100019252) 2013.

SLB

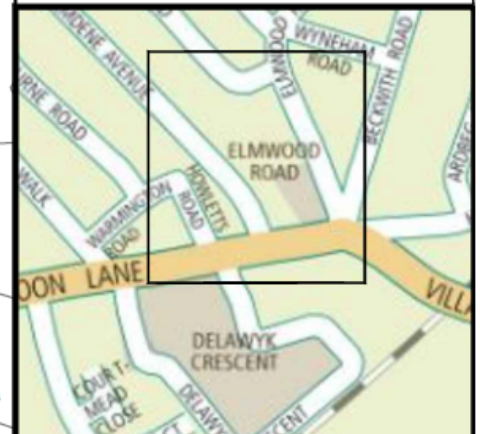
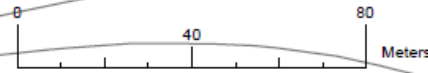


## Schedule: 2

Item: Elmwood Rd Garages

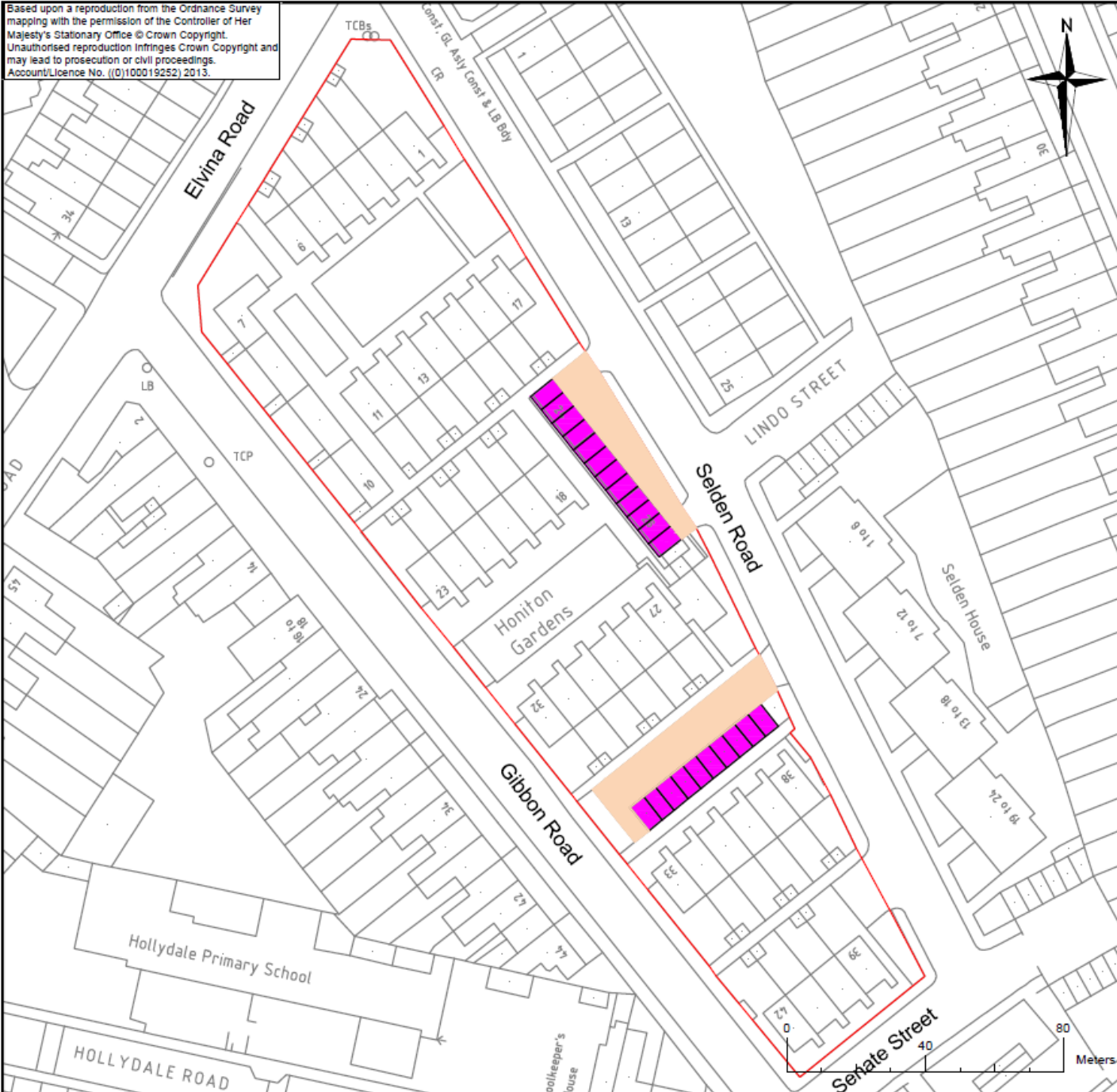
### LEGEND

- Housing Estate Boundary
- Permit Scheme No. -
- Parking Places / Bays  
(Areas cross hatched are on-road)
- Permit Parking
- General Parking
- Disabled Parking
- Motorcycle Parking
- Time Limited (Visitor) Parking  
Maximum stay 2 hours
- Ambulance Parking
- Restricted Area / at any time Waiting Restriction
- No Waiting at any time
- Restriction of waiting
- Stand Alone Garages
- Garage Blocks





Based upon a reproduction from the Ordnance Survey mapping with the permission of the Controller of Her Majesty's Stationary Office © Crown Copyright. Unauthorised reproduction infringes Crown Copyright and may lead to prosecution or civil proceedings. Account/Licence No. ((D)100019252) 2013.

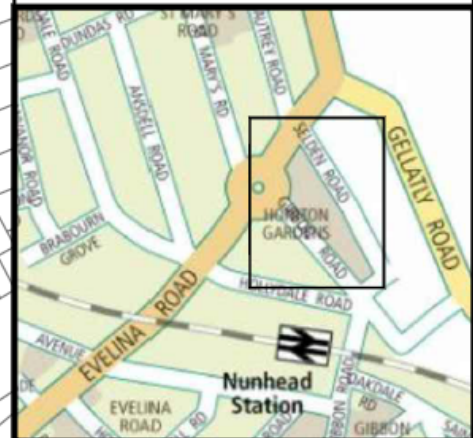


## Schedule: 2

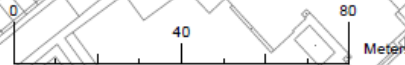
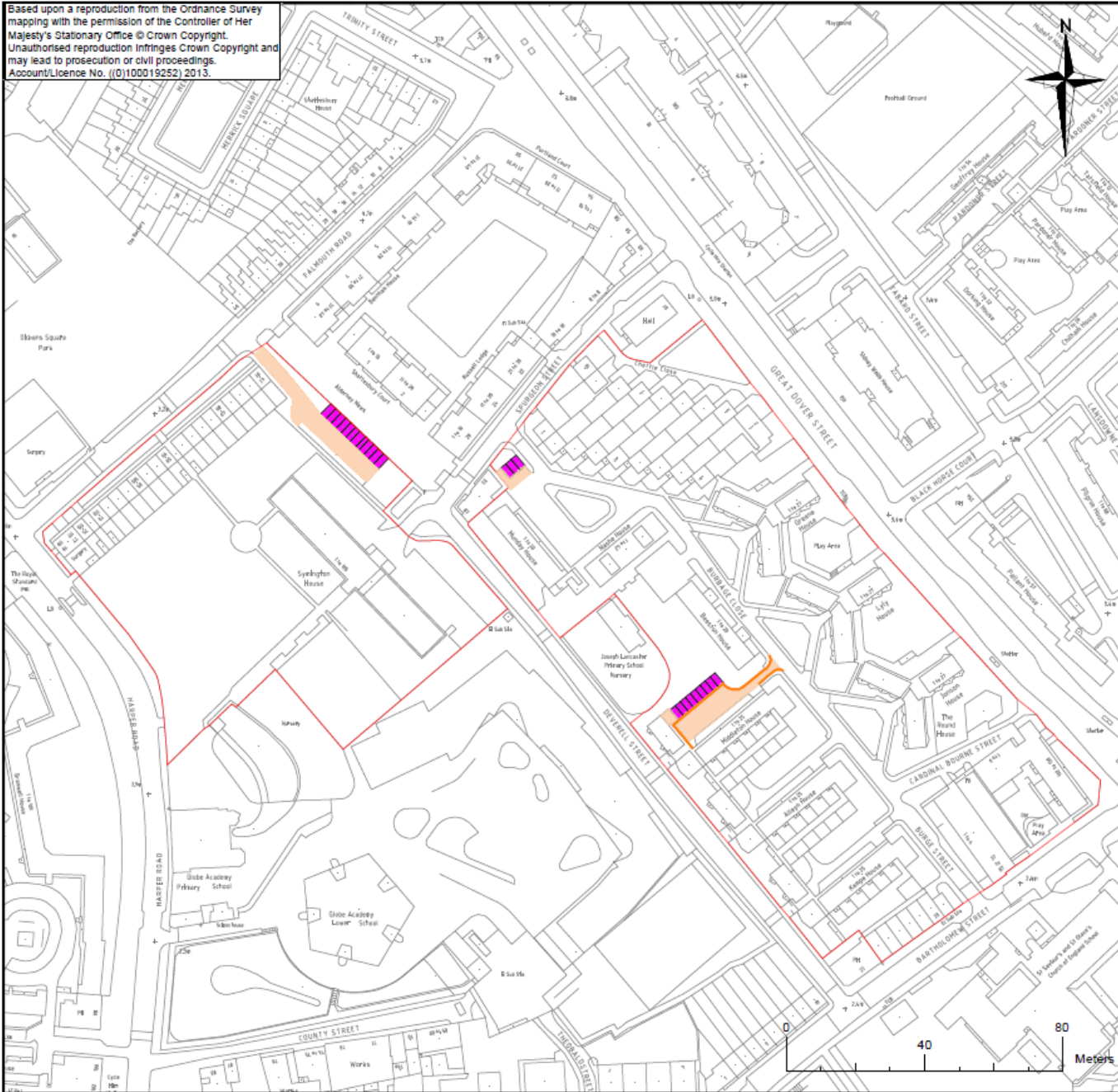
Item: Honiton Gardens

### LEGEND

- Housing Estate Boundary
- Permit Scheme No. -
- Parking Places / Bays  
(Areas cross hatched are on-road)
- Permit Parking
- General Parking
- Disabled Parking
- Motorcycle Parking
- Time Limited (Visitor) Parking  
Maximum stay 2 hours
- Ambulance Parking
- Restricted Area / at any time Waiting Restriction
- No Waiting at any time
- Restriction of waiting
- Stand Alone Garages
- Garage Blocks



Based upon a reproduction from the Ordnance Survey mapping with the permission of the Controller of Her Majesty's Stationary Office © Crown Copyright. Unauthorised reproduction infringes Crown Copyright and may lead to prosecution or civil proceedings. Account/Licence No. (0)100019252) 2013.

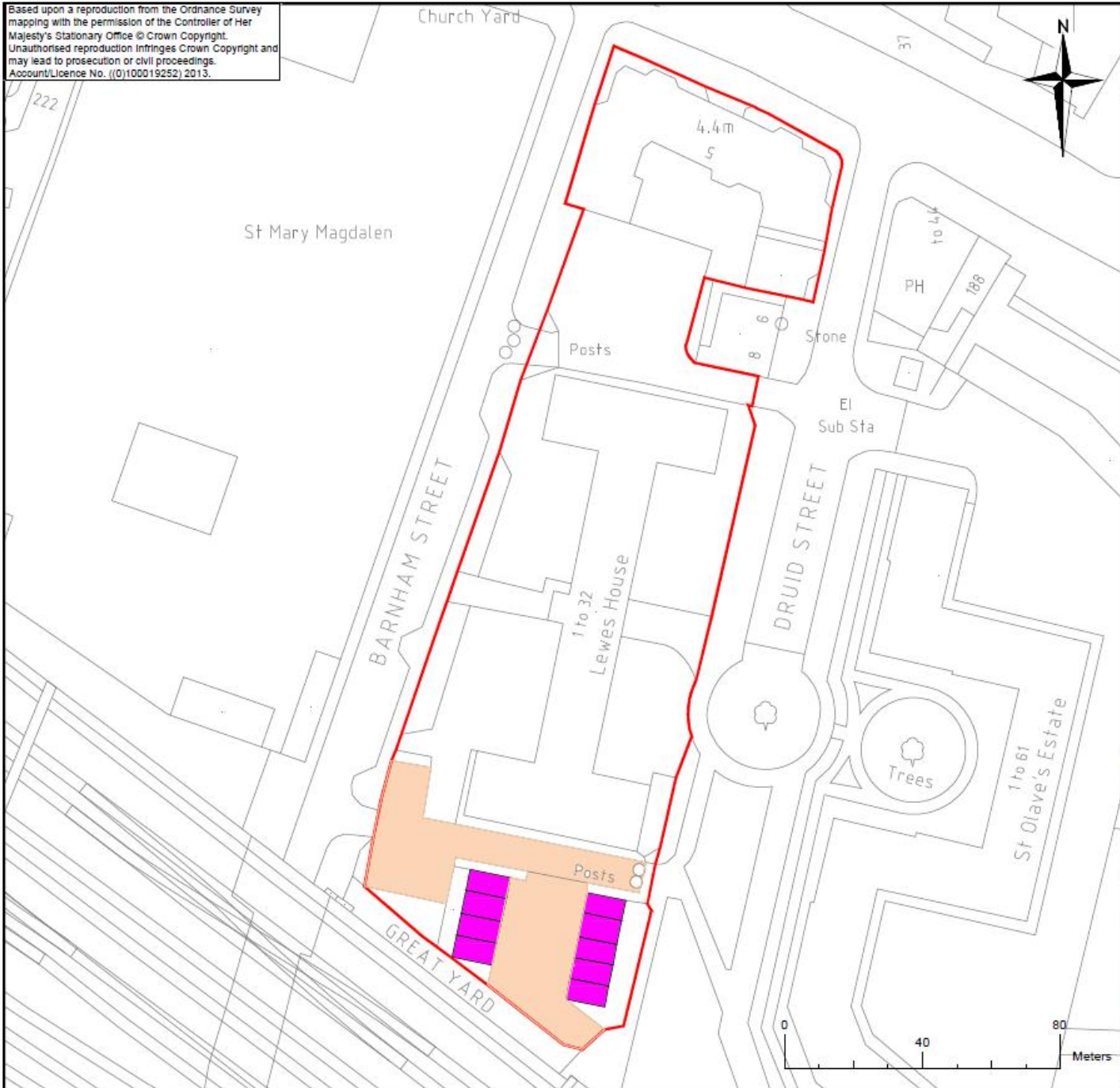


**Schedule: 2**  
Item: Lawson Estate

- LEGEND**
- Housing Estate Boundary
  - Permit Scheme No. - E-LW
  - Parking Places / Bays**  
(Areas cross hatched are on-road)
  - Permit Parking
  - General Parking
  - Disabled Parking
  - Motorcycle Parking
  - Time Limited (Visitor) Parking  
Maximum stay 2 hours
  - Ambulance Parking
  - Restricted Area / at any time Waiting Restriction**
  - No Waiting at any time
  - Restriction of waiting
  - Stand Alone Garages**
  - Garage Blocks



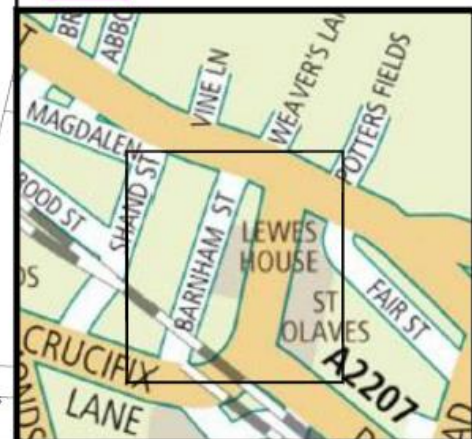

Based upon a reproduction from the Ordnance Survey mapping with the permission of the Controller of Her Majesty's Stationary Office © Crown Copyright. Unauthorised reproduction infringes Crown Copyright and may lead to prosecution or civil proceedings. Account/Licence No. (0)100019252) 2013.



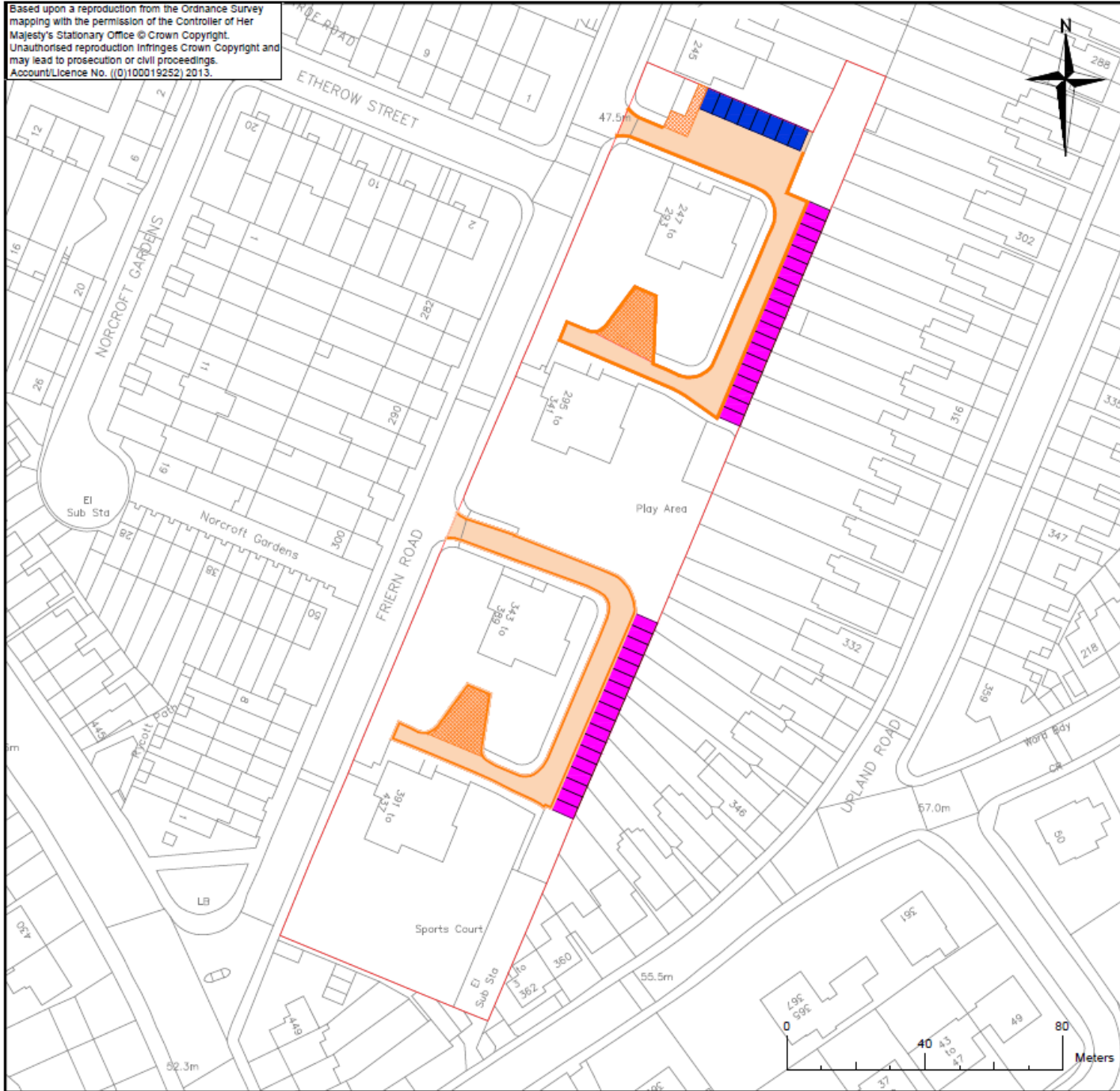
**Schedule: 2**  
Item: St. Olaves Estate

**LEGEND**

- Housing Estate Boundary
- Permit Scheme No. - E-SO
- Parking Places / Bays  
(Areas cross hatched are on-road)
- Permit Parking
- General Parking
- Disabled Parking
- Motorcycle Parking
- Time Limited (Visitor) Parking  
Maximum stay 2 hours
- Ambulance Parking
- Restricted Area / at any time Waiting Restriction
- No Waiting at any time
- Restriction of waiting
- Stand Alone Garages
- Garage Blocks



Based upon a reproduction from the Ordnance Survey mapping with the permission of the Controller of Her Majesty's Stationary Office © Crown Copyright. Unauthorised reproduction infringes Crown Copyright and may lead to prosecution or civil proceedings. Account/Licence No. (D)100019252) 2013.

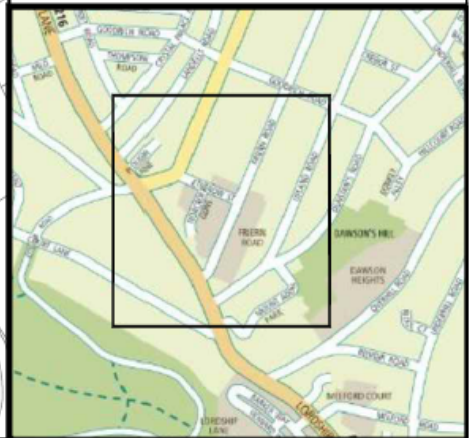


## Schedule: 2

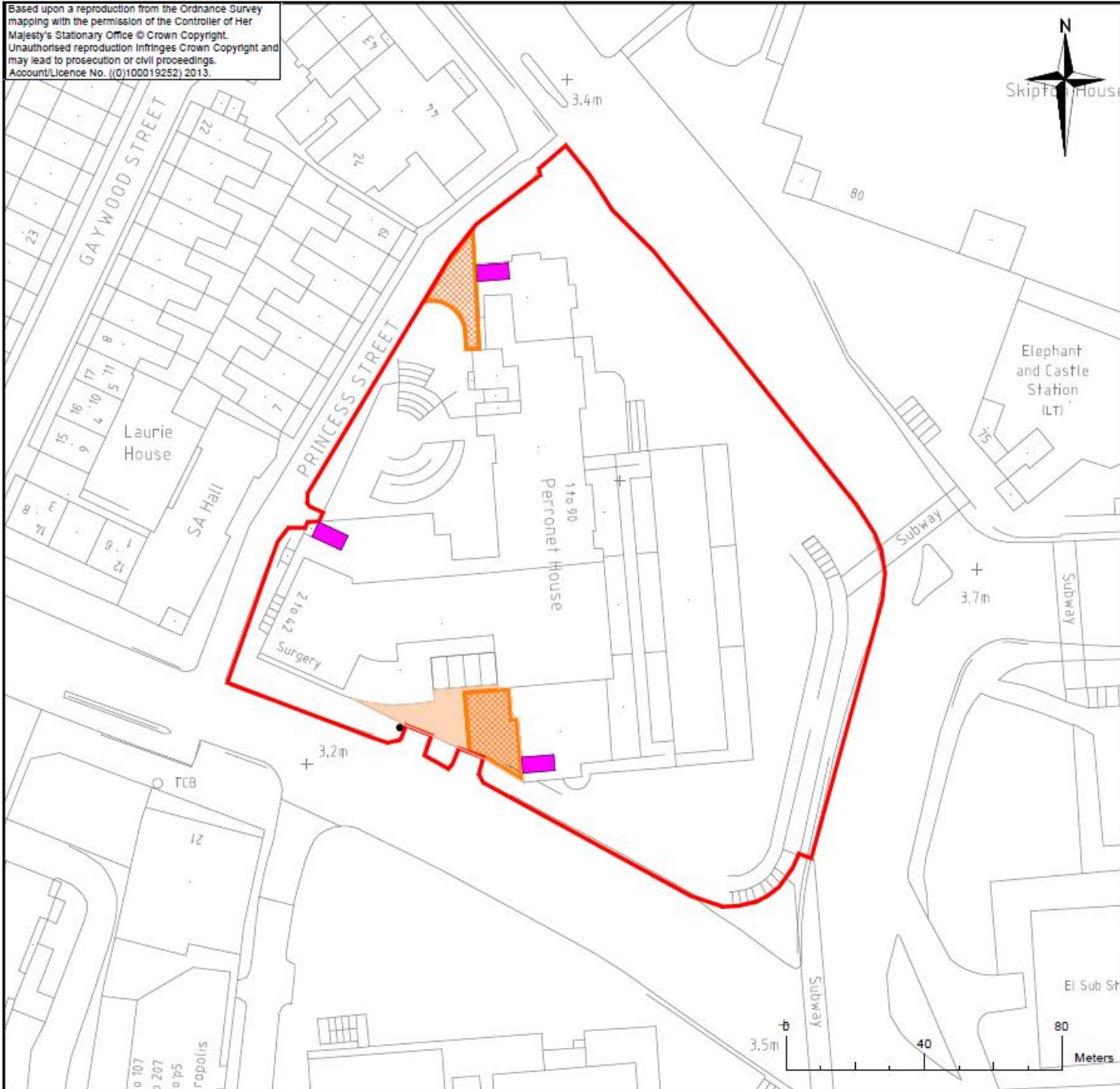
Item: Friern Road Estate

### LEGEND

- Housing Estate Boundary
- Permit Scheme No. -
- Parking Places / Bays**  
(Areas cross hatched are on-road)
- Permit Parking
- General Parking
- Disabled Parking
- Motorcycle Parking
- Time Limited (Visitor) Parking  
Maximum stay 2 hours
- Ambulance Parking
- Restricted Area / at any time Waiting Restriction**
- No Waiting at any time
- Restriction of waiting
- Stand Alone Garages**
- Garage Blocks



Based upon a reproduction from the Ordnance Survey mapping with the permission of the Controller of Her Majesty's Stationary Office © Crown Copyright. Unauthorised reproduction infringes Crown Copyright and may lead to prosecution or civil proceedings. Account/Licence No. (D)100019252) 2013.

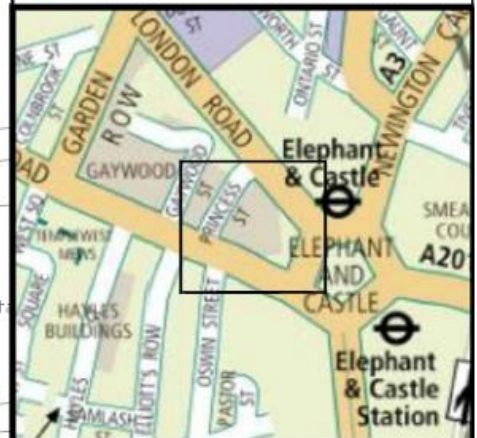


## Schedule: 2

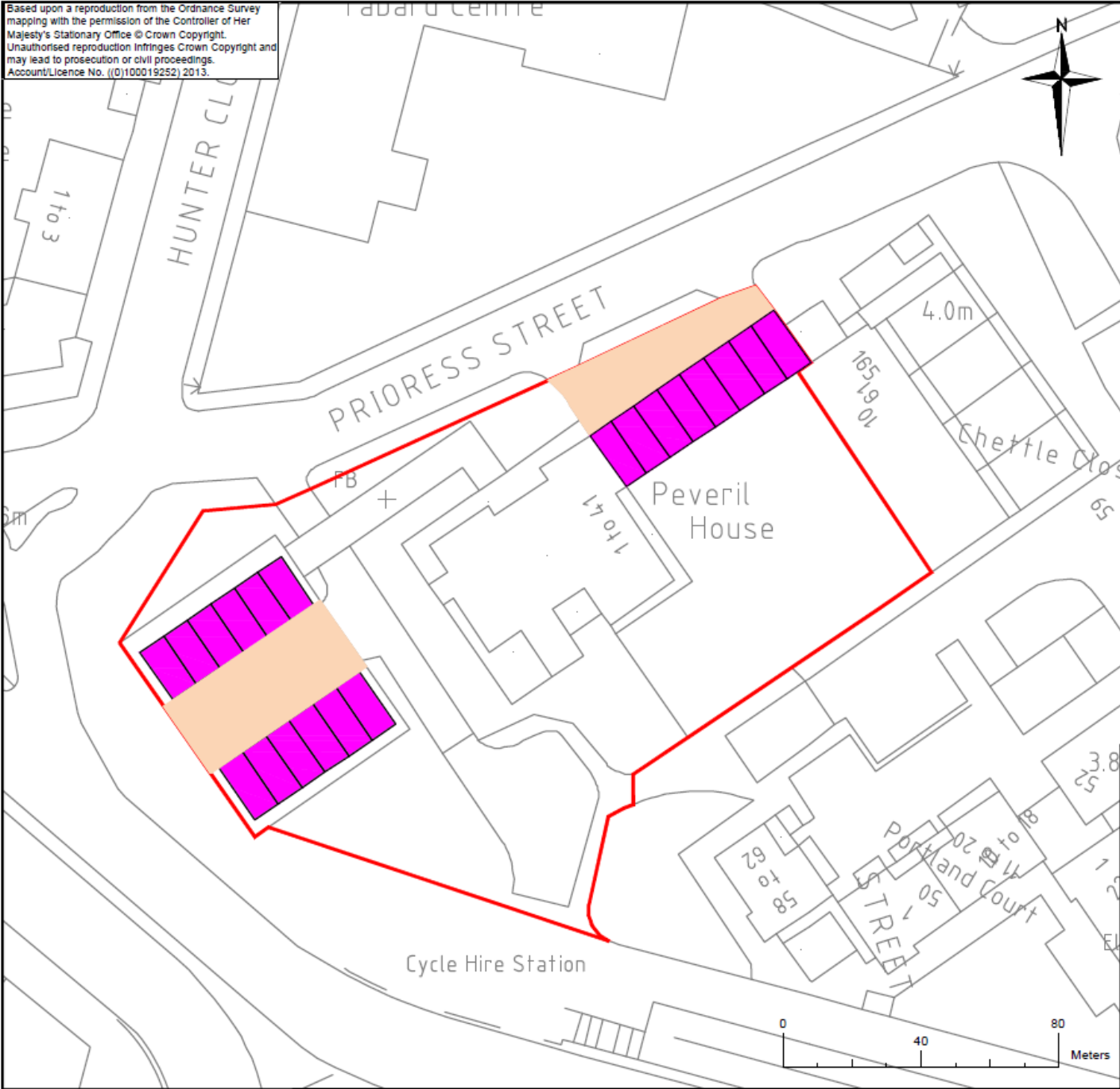
Item: Perronet House Gaywood Estate

### LEGEND

- Housing Estate Boundary
- Permit Scheme No. -
- Parking Places / Bays**  
(Areas cross hatched are on-road)
- Permit Parking
- General Parking
- Disabled Parking
- Motorcycle Parking
- Time Limited (Visitor) Parking  
Maximum stay 2 hours
- Ambulance Parking
- Restricted Area / at any time Waiting Restriction**
- No Waiting at any time
- Restriction of waiting
- Stand Alone Garages**
- Garage Blocks



Based upon a reproduction from the Ordnance Survey mapping with the permission of the Controller of Her Majesty's Stationary Office © Crown Copyright. Unauthorised reproduction infringes Crown Copyright and may lead to prosecution or civil proceedings. Account/Licence No. ((0)100019252) 2013.

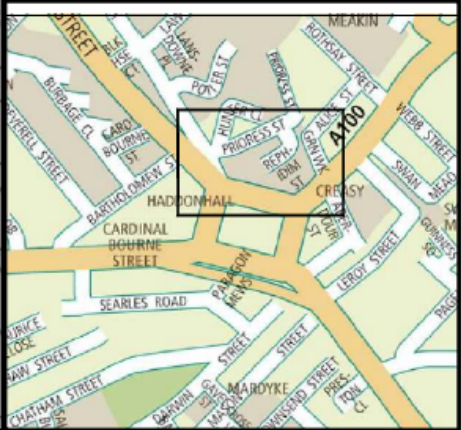


## Schedule: 2

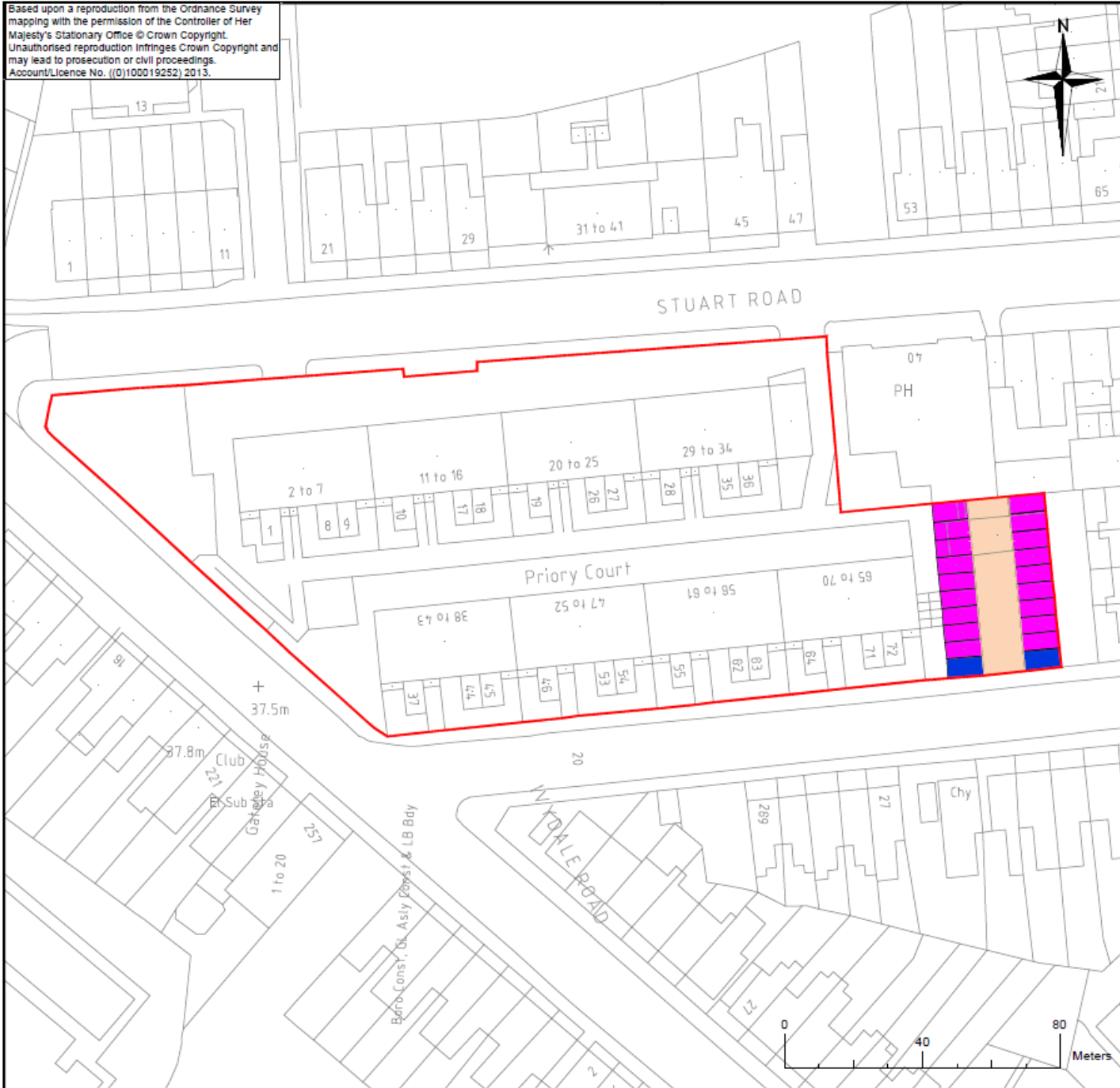
Item: Peveril House

### LEGEND

- Housing Estate Boundary
- Permit Scheme No. - E-PV
- Parking Places / Bays  
(Areas cross hatched are on-road)
- Permit Parking
- General Parking
- Disabled Parking
- Motorcycle Parking
- Time Limited (Visitor) Parking  
Maximum stay 2 hours
- Ambulance Parking
- Restricted Area / at any time Waiting Restriction
- No Waiting at any time
- Restriction of waiting
- Stand Alone Garages
- Garage Blocks



Based upon a reproduction from the Ordnance Survey mapping with the permission of the Controller of Her Majesty's Stationary Office © Crown Copyright. Unauthorised reproduction infringes Crown Copyright and may lead to prosecution or civil proceedings. Account/Licence No. (D)100019252) 2013.



## Schedule: 2

Item: Priory Court

### LEGEND

- Estate Boundary
- Permit Scheme No. -
- Parking Places / Bays  
(Areas cross hatched are on-road)
- Permit Parking
- General Parking
- Disabled Parking
- Motorcycle Parking
- Time Limited (Visitor) Parking  
Maximum stay 2 hours
- Ambulance Parking
- Restricted Area / at any time Waiting Restriction
- No Waiting at any time
- Restriction of waiting
- Stand Alone Garages
- Garage Blocks




Based upon a reproduction from the Ordnance Survey mapping with the permission of the Controller of Her Majesty's Stationary Office © Crown Copyright. Unauthorised reproduction infringes Crown Copyright and may lead to prosecution or civil proceedings. Account/Licence No. (0100019252) 2013.



## Schedule: 2


Item: Solomon's Passage


### LEGEND


 Housing Estate Boundary


Permit Scheme No. - E-PV


Parking Places / Bays  
(Areas cross hatched are on-road)


 Permit Parking

 General Parking


 Disabled Parking

 Motorcycle Parking

 Time Limited (Visitor) Parking  
Maximum stay 2 hours


 Ambulance Parking

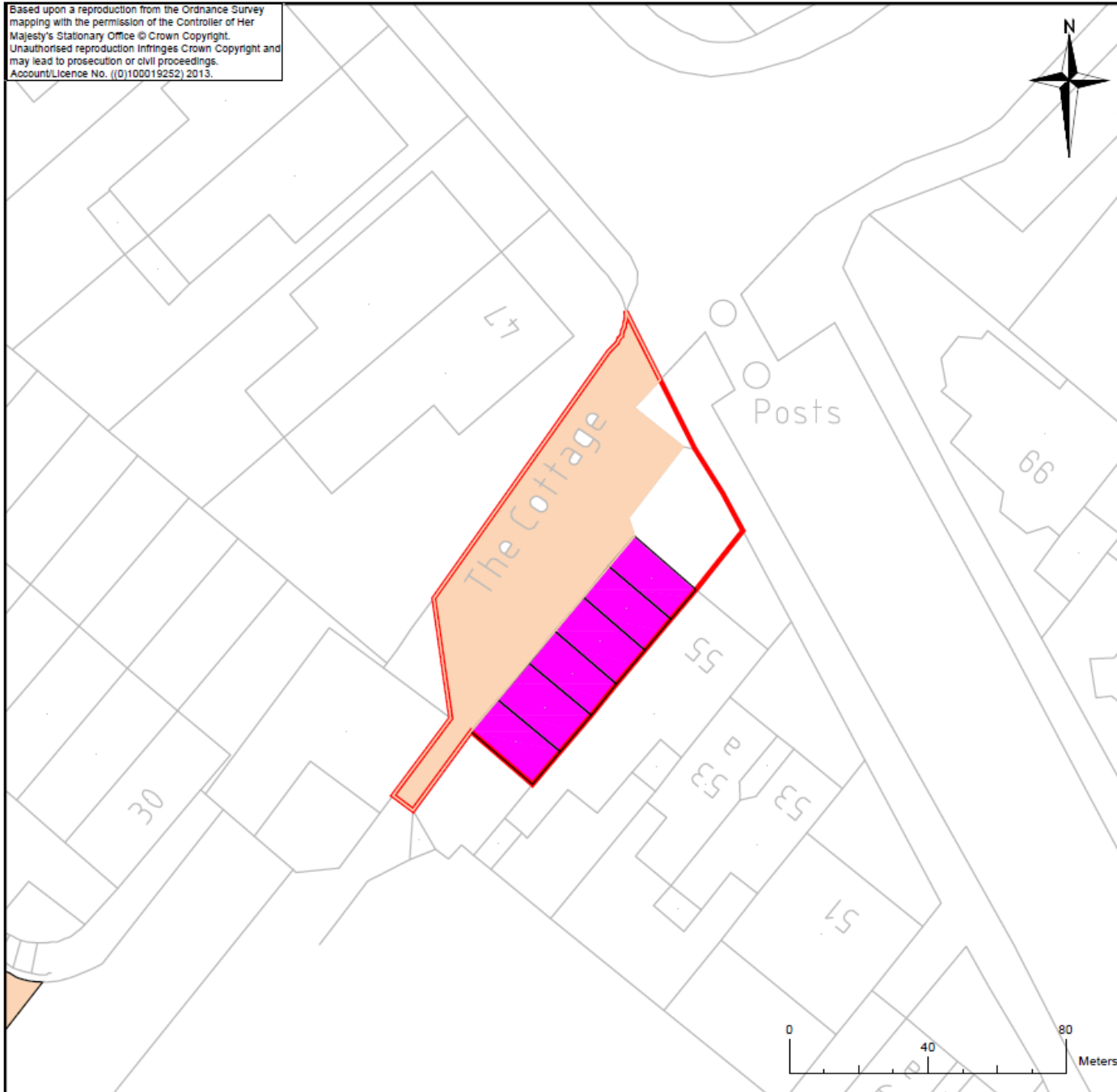
Restricted Area / at any time Waiting Restriction

 No Waiting at any time

 Restriction of waiting

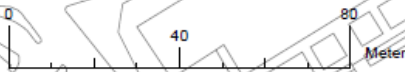
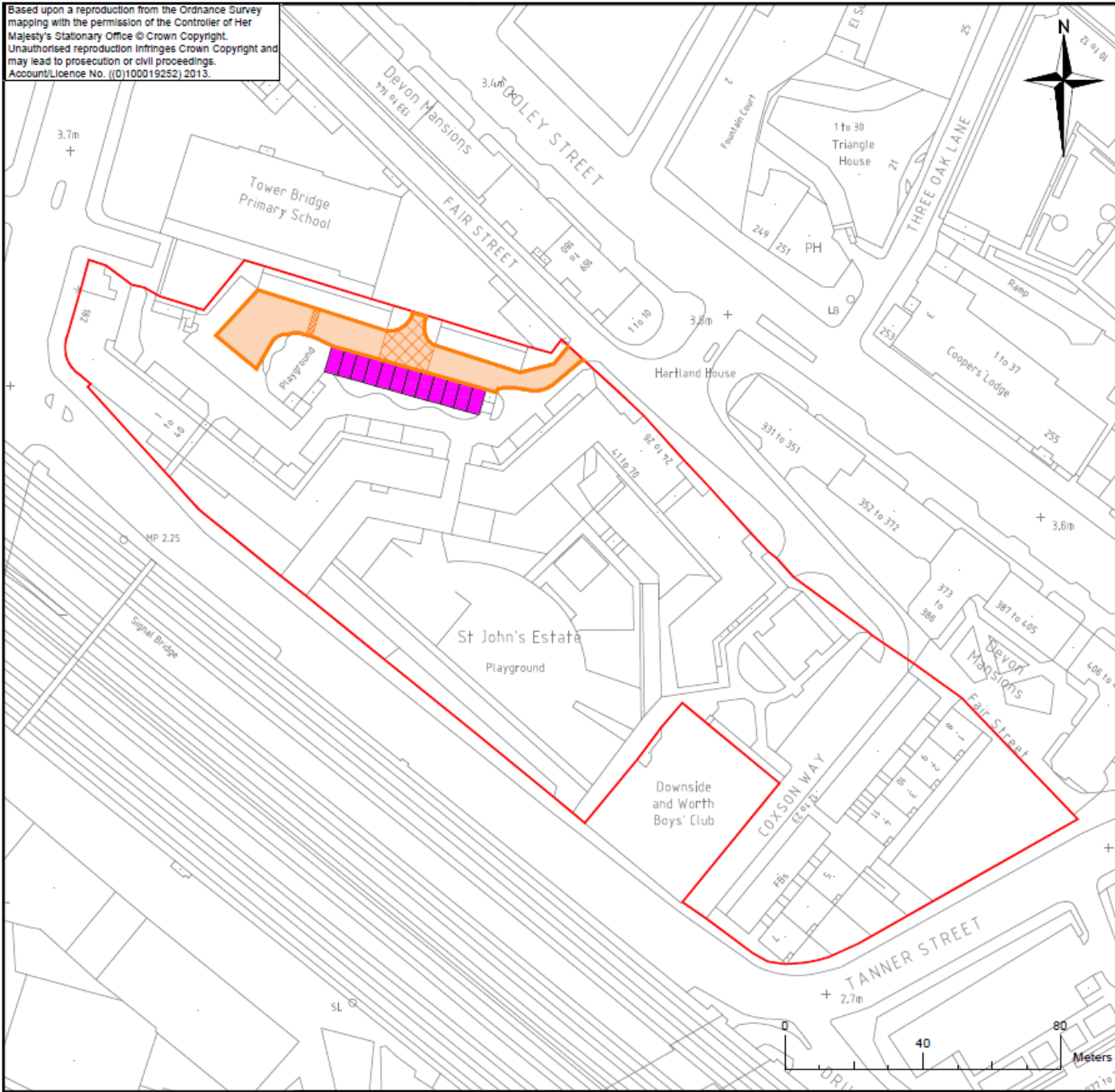
Stand Alone Garages

 Garage Blocks





Based upon a reproduction from the Ordnance Survey mapping with the permission of the Controller of Her Majesty's Stationary Office © Crown Copyright. Unauthorised reproduction infringes Crown Copyright and may lead to prosecution or civil proceedings. Account/Licence No. (0100019252) 2013.



## Schedule: 2

Item: St. Johns Estate

### LEGEND

Housing Estate Boundary

Permit Scheme No. - E-SJ

Parking Places / Bays  
(Areas cross hatched are on-road)

Permit Parking

General Parking

Disabled Parking

Motorcycle Parking

Time Limited (Visitor) Parking  
Maximum stay 2 hours

Ambulance Parking

Restricted Area / at any time Waiting Restriction

No Waiting at any time

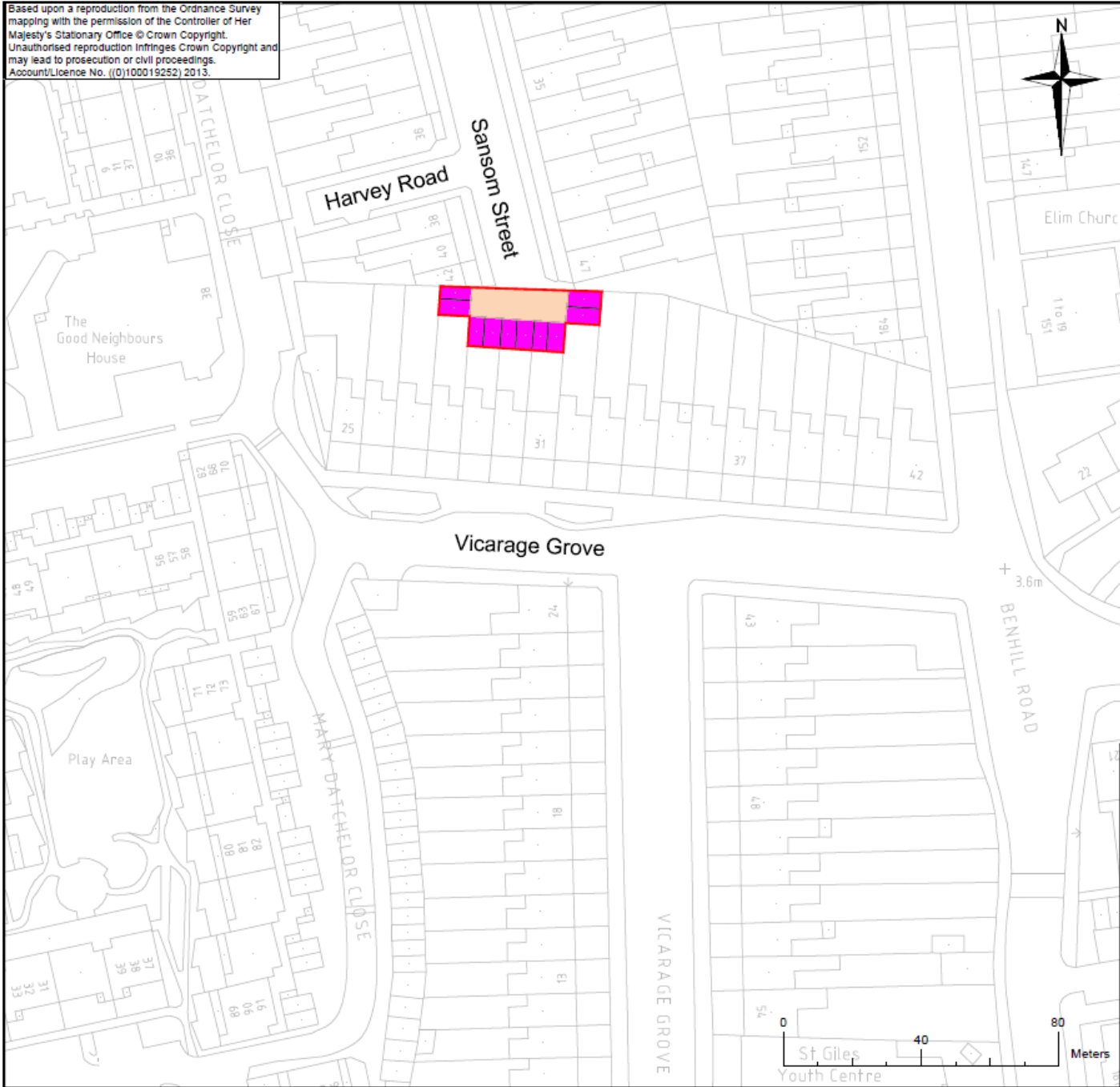
Restriction of waiting

Stand Alone Garages

Garage Blocks



Based upon a reproduction from the Ordnance Survey mapping with the permission of the Controller of Her Majesty's Stationary Office © Crown Copyright. Unauthorised reproduction infringes Crown Copyright and may lead to prosecution or civil proceedings. Account/Licence No. (0)100019252) 2013.



**Schedule: 2**  
Item: Vicarage Grove

**LEGEND**

Housing Estate Boundary

Permit Scheme No. -

Parking Places / Bays  
(Areas cross hatched are on-road)

Permit Parking

General Parking

Disabled Parking

Motorcycle Parking

Time Limited (Visitor) Parking  
Maximum stay 2 hours

Ambulance Parking

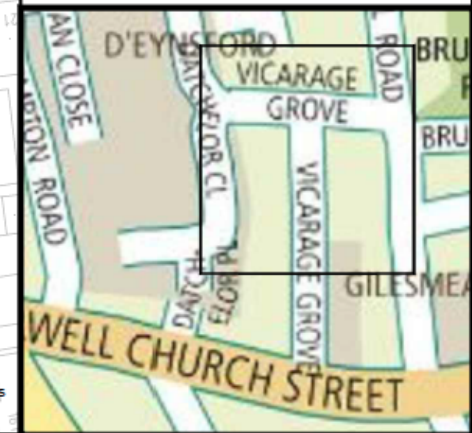
Restricted Area / at any time Waiting Restriction

No Waiting at any time

Restriction of waiting

Stand Alone Garages

Garage Blocks



SCHEDULE 1

HOUSING ESTATE PERMIT PARKING ZONES FOR THE PURPOSE OF PERMIT ELIGIBILITY

(Addition to Schedule 3 to the Order of 2012)

<i>Housing estate permit parking zone identifier<sup>c</sup></i>	<i>Name of housing estate permit parking zone</i>	<i>Eligible properties<sup>d</sup></i>
E - AF	ABBEYFIELD ESTATE	Nos. 1-22 Benwick Close Nos. 1-35 Damory House Nos. 1-42 Frankland Close Nos. 1-145 Maydew House Nos. 1-24 Thaxted Court Bede Centre
E - BC	BARTON CLOSE & BEER AND WINE TRADE HOMES	Nos. 1-43 Barton Close No. 215 Barton Close Nos. 1-6 Barton Close & Beer and Trade Homes
E - ED	EDISON HOUSE	Nos. 1-20 Edison House
E - PM	POMEROY ESTATE	Nos. 1-13 Goldwin Close Nos. 114-248 Pomeroy Street
E - SY	SYDENHAM HILL ESTATE	Nos. 1-57 Attleborough Court Nos. 1-42 Bromleigh Court Nos. 1-20 Dunton Court Nos. 1-18 Lapse Wood Walk Nos. 1-69 North Crofts Nos. 1-6 Parfew Court Nos. 161-183 Sydenham Hill Nos. 1-11 Thetford Court
E - TBC	TABARD ESTATE CENTRAL	Nos. 1-45 Aylesford House Nos. 1-35 Crayford House Nos. 1-15 Dunkirk House Nos. 1-73 Eastwell House Nos. 1-12 Halling House Nos. 1-38 Harbledown House Nos. 1-19 Kemsing House Nos. 100-102 Long Lane Nos. 1-24 Lenham House Nos. 1-27 Medway House Nos. 1-24 Munro House Nos. 1-63 Otford House Nos. 1-42 Rochester House Nos. 1-32 Strood House

<sup>c</sup> This will be marked on the traffic signs placed at the entrance to each housing estate parking permit zone.

<sup>d</sup> Where just the word 'estate' is given as the address for permit eligibility, not all properties located with that housing estate may be considered as eligible for a housing estate parking permit for that housing estate permit parking zone - see Appendix A for a full list of eligible properties.

## APPENDIX A

This document expands on Schedule 3 to provide a full list of properties eligible for each housing estate permit parking zone permit.

<i>Housing estate permit parking zone identifier</i>	<i>Name of housing estate permit parking zone</i>	<i>Address line 1</i>	<i>Address line 2</i>	<i>Street name</i>	<i>City</i>	<i>Postcode</i>
E-AF	ABBEYFIELD ESTATE		1	Benwick Close	London	SE16 2HE
E-AF	ABBEYFIELD ESTATE		2	Benwick Close	London	SE16 2HE
E-AF	ABBEYFIELD ESTATE		3	Benwick Close	London	SE16 2HE
E-AF	ABBEYFIELD ESTATE		4	Benwick Close	London	SE16 2HE
E-AF	ABBEYFIELD ESTATE		5	Benwick Close	London	SE16 2HE
E-AF	ABBEYFIELD ESTATE		6	Benwick Close	London	SE16 2HE
E-AF	ABBEYFIELD ESTATE		7	Benwick Close	London	SE16 2HE
E-AF	ABBEYFIELD ESTATE		8	Benwick Close	London	SE16 2HE
E-AF	ABBEYFIELD ESTATE		9	Benwick Close	London	SE16 2HE
E-AF	ABBEYFIELD ESTATE		10	Benwick Close	London	SE16 2HE
E-AF	ABBEYFIELD ESTATE		11	Benwick Close	London	SE16 2HE
E-AF	ABBEYFIELD ESTATE		12	Benwick Close	London	SE16 2HE
E-AF	ABBEYFIELD ESTATE		13	Benwick Close	London	SE16 2HE
E-AF	ABBEYFIELD ESTATE		14	Benwick Close	London	SE16 2HE
E-AF	ABBEYFIELD ESTATE		15	Benwick Close	London	SE16 2HE
E-AF	ABBEYFIELD ESTATE		15	Benwick Close	London	SE16 2HE
E-AF	ABBEYFIELD ESTATE		17	Benwick Close	London	SE16 2HE
E-AF	ABBEYFIELD ESTATE		18	Benwick Close	London	SE16 2HE
E-AF	ABBEYFIELD ESTATE		19	Benwick Close	London	SE16 2HE
E-AF	ABBEYFIELD ESTATE		20	Benwick Close	London	SE16 2HE
E-AF	ABBEYFIELD ESTATE		21	Benwick Close	London	SE16 2HE
E-AF	ABBEYFIELD ESTATE		22	Benwick Close	London	SE16 2HE
E-AF	ABBEYFIELD ESTATE	1	Damory House	Abbeyfield Road	London	SE16 2EZ
E-AF	ABBEYFIELD ESTATE	2	Damory House	Abbeyfield Road	London	SE16 2EZ
E-AF	ABBEYFIELD ESTATE	3	Damory House	Abbeyfield Road	London	SE16 2EZ

<i>Housing estate permit parking zone identifier</i>	<i>Name of housing estate permit parking zone</i>	<i>Address line 1</i>	<i>Address line 2</i>	<i>Street name</i>	<i>City</i>	<i>Postcode</i>
E-AF	ABBEYFIELD ESTATE	4	Damory House	Abbeyfield Road	London	SE16 2EZ
E-AF	ABBEYFIELD ESTATE	5	Damory House	Abbeyfield Road	London	SE16 2EZ
E-AF	ABBEYFIELD ESTATE	6	Damory House	Abbeyfield Road	London	SE16 2EZ
E-AF	ABBEYFIELD ESTATE	7	Damory House	Abbeyfield Road	London	SE16 2EZ
E-AF	ABBEYFIELD ESTATE	8	Damory House	Abbeyfield Road	London	SE16 2EZ
E-AF	ABBEYFIELD ESTATE	9	Damory House	Abbeyfield Road	London	SE16 2EZ
E-AF	ABBEYFIELD ESTATE	10	Damory House	Abbeyfield Road	London	SE16 2EZ
E-AF	ABBEYFIELD ESTATE	11	Damory House	Abbeyfield Road	London	SE16 2EZ
E-AF	ABBEYFIELD ESTATE	12	Damory House	Abbeyfield Road	London	SE16 2EZ
E-AF	ABBEYFIELD ESTATE	13	Damory House	Abbeyfield Road	London	SE16 2EZ
E-AF	ABBEYFIELD ESTATE	14	Damory House	Abbeyfield Road	London	SE16 2EZ
E-AF	ABBEYFIELD ESTATE	15	Damory House	Abbeyfield Road	London	SE16 2EZ
E-AF	ABBEYFIELD ESTATE	16	Damory House	Abbeyfield Road	London	SE16 2EZ
E-AF	ABBEYFIELD ESTATE	17	Damory House	Abbeyfield Road	London	SE16 2EZ
E-AF	ABBEYFIELD ESTATE	18	Damory House	Abbeyfield Road	London	SE16 2EZ
E-AF	ABBEYFIELD ESTATE	19	Damory House	Abbeyfield Road	London	SE16 2EZ
E-AF	ABBEYFIELD ESTATE	20	Damory House	Abbeyfield Road	London	SE16 2EZ
E-AF	ABBEYFIELD ESTATE	21	Damory House	Abbeyfield Road	London	SE16 2EZ
E-AF	ABBEYFIELD ESTATE	22	Damory House	Abbeyfield Road	London	SE16 2EZ
E-AF	ABBEYFIELD ESTATE	23	Damory House	Abbeyfield Road	London	SE16 2EZ
E-AF	ABBEYFIELD ESTATE	24	Damory House	Abbeyfield Road	London	SE16 2EZ
E-AF	ABBEYFIELD ESTATE	25	Damory House	Abbeyfield Road	London	SE16 2EZ
E-AF	ABBEYFIELD ESTATE	26	Damory House	Abbeyfield Road	London	SE16 2EZ
E-AF	ABBEYFIELD ESTATE	27	Damory House	Abbeyfield Road	London	SE16 2EZ
E-AF	ABBEYFIELD ESTATE	28	Damory House	Abbeyfield Road	London	SE16 2EZ
E-AF	ABBEYFIELD ESTATE	29	Damory House	Abbeyfield Road	London	SE16 2EZ
E-AF	ABBEYFIELD ESTATE	30	Damory House	Abbeyfield Road	London	SE16 2EZ

<i>Housing estate permit parking zone identifier</i>	<i>Name of housing estate permit parking zone</i>	<i>Address line 1</i>	<i>Address line 2</i>	<i>Street name</i>	<i>City</i>	<i>Postcode</i>
E-AF	ABBEYFIELD ESTATE	31	Damory House	Abbeyfield Road	London	SE16 2EZ
E-AF	ABBEYFIELD ESTATE	32	Damory House	Abbeyfield Road	London	SE16 2EZ
E-AF	ABBEYFIELD ESTATE	33	Damory House	Abbeyfield Road	London	SE16 2EZ
E-AF	ABBEYFIELD ESTATE	34	Damory House	Abbeyfield Road	London	SE16 2EZ
E-AF	ABBEYFIELD ESTATE	35	Damory House	Abbeyfield Road	London	SE16 2EZ
E-AF	ABBEYFIELD ESTATE	1		Frankland Close	London	SE16 2HD
E-AF	ABBEYFIELD ESTATE	2		Frankland Close	London	SE16 2HD
E-AF	ABBEYFIELD ESTATE	3		Frankland Close	London	SE16 2HD
E-AF	ABBEYFIELD ESTATE	4		Frankland Close	London	SE16 2HD
E-AF	ABBEYFIELD ESTATE	5		Frankland Close	London	SE16 2HD
E-AF	ABBEYFIELD ESTATE	6		Frankland Close	London	SE16 2HD
E-AF	ABBEYFIELD ESTATE	7		Frankland Close	London	SE16 2HD
E-AF	ABBEYFIELD ESTATE	8		Frankland Close	London	SE16 2HD
E-AF	ABBEYFIELD ESTATE	9		Frankland Close	London	SE16 2HD
E-AF	ABBEYFIELD ESTATE	10		Frankland Close	London	SE16 2HD
E-AF	ABBEYFIELD ESTATE	11		Frankland Close	London	SE16 2HD
E-AF	ABBEYFIELD ESTATE	12		Frankland Close	London	SE16 2HD
E-AF	ABBEYFIELD ESTATE	13		Frankland Close	London	SE16 2HD
E-AF	ABBEYFIELD ESTATE	14		Frankland Close	London	SE16 2HD
E-AF	ABBEYFIELD ESTATE	15		Frankland Close	London	SE16 2HD
E-AF	ABBEYFIELD ESTATE	16		Frankland Close	London	SE16 2HD
E-AF	ABBEYFIELD ESTATE	17		Frankland Close	London	SE16 2HD
E-AF	ABBEYFIELD ESTATE	18		Frankland Close	London	SE16 2HD
E-AF	ABBEYFIELD ESTATE	19		Frankland Close	London	SE16 2HD
E-AF	ABBEYFIELD ESTATE	20		Frankland Close	London	SE16 2HD
E-AF	ABBEYFIELD ESTATE	21		Frankland Close	London	SE16 2HD
E-AF	ABBEYFIELD ESTATE	22		Frankland Close	London	SE16 2HD

<i>Housing estate permit parking zone identifier</i>	<i>Name of housing estate permit parking zone</i>	<i>Address line 1</i>	<i>Address line 2</i>	<i>Street name</i>	<i>City</i>	<i>Postcode</i>
E-AF	ABBEYFIELD ESTATE	23		Frankland Close	London	SE16 2HD
E-AF	ABBEYFIELD ESTATE	24		Frankland Close	London	SE16 2HD
E-AF	ABBEYFIELD ESTATE	25		Frankland Close	London	SE16 2HD
E-AF	ABBEYFIELD ESTATE	26		Frankland Close	London	SE16 2HD
E-AF	ABBEYFIELD ESTATE	27		Frankland Close	London	SE16 2HD
E-AF	ABBEYFIELD ESTATE	28		Frankland Close	London	SE16 2HD
E-AF	ABBEYFIELD ESTATE	29		Frankland Close	London	SE16 2HD
E-AF	ABBEYFIELD ESTATE	30		Frankland Close	London	SE16 2HD
E-AF	ABBEYFIELD ESTATE	31		Frankland Close	London	SE16 2HD
E-AF	ABBEYFIELD ESTATE	31A		Frankland Close	London	SE16 2HD
E-AF	ABBEYFIELD ESTATE	32		Frankland Close	London	SE16 2HD
E-AF	ABBEYFIELD ESTATE	33		Frankland Close	London	SE16 2HD
E-AF	ABBEYFIELD ESTATE	34		Frankland Close	London	SE16 2HD
E-AF	ABBEYFIELD ESTATE	35		Frankland Close	London	SE16 2HD
E-AF	ABBEYFIELD ESTATE	36		Frankland Close	London	SE16 2HD
E-AF	ABBEYFIELD ESTATE	37		Frankland Close	London	SE16 2HD
E-AF	ABBEYFIELD ESTATE	38		Frankland Close	London	SE16 2HD
E-AF	ABBEYFIELD ESTATE	39		Frankland Close	London	SE16 2HD
E-AF	ABBEYFIELD ESTATE	40		Frankland Close	London	SE16 2HD
E-AF	ABBEYFIELD ESTATE	41		Frankland Close	London	SE16 2HD
E-AF	ABBEYFIELD ESTATE	42		Frankland Close	London	SE16 2HD
E-AF	ABBEYFIELD ESTATE	1	Maydew House	Abbeyfield Road	London	SE16 2DP
E-AF	ABBEYFIELD ESTATE	2	Maydew House	Abbeyfield Road	London	SE16 2DP
E-AF	ABBEYFIELD ESTATE	3	Maydew House	Abbeyfield Road	London	SE16 2DP
E-AF	ABBEYFIELD ESTATE	4	Maydew House	Abbeyfield Road	London	SE16 2DP
E-AF	ABBEYFIELD ESTATE	5	Maydew House	Abbeyfield Road	London	SE16 2DP
E-AF	ABBEYFIELD ESTATE	6	Maydew House	Abbeyfield Road	London	SE16 2DP

<i>Housing estate permit parking zone identifier</i>	<i>Name of housing estate permit parking zone</i>	<i>Address line 1</i>	<i>Address line 2</i>	<i>Street name</i>	<i>City</i>	<i>Postcode</i>
E-AF	ABBEYFIELD ESTATE	7	Maydew House	Abbeyfield Road	London	SE16 2DP
E-AF	ABBEYFIELD ESTATE	8	Maydew House	Abbeyfield Road	London	SE16 2DP
E-AF	ABBEYFIELD ESTATE	9	Maydew House	Abbeyfield Road	London	SE16 2DP
E-AF	ABBEYFIELD ESTATE	10	Maydew House	Abbeyfield Road	London	SE16 2DP
E-AF	ABBEYFIELD ESTATE	11	Maydew House	Abbeyfield Road	London	SE16 2DP
E-AF	ABBEYFIELD ESTATE	12	Maydew House	Abbeyfield Road	London	SE16 2DP
E-AF	ABBEYFIELD ESTATE	13	Maydew House	Abbeyfield Road	London	SE16 2DP
E-AF	ABBEYFIELD ESTATE	14	Maydew House	Abbeyfield Road	London	SE16 2DP
E-AF	ABBEYFIELD ESTATE	15	Maydew House	Abbeyfield Road	London	SE16 2DP
E-AF	ABBEYFIELD ESTATE	16	Maydew House	Abbeyfield Road	London	SE16 2DP
E-AF	ABBEYFIELD ESTATE	17	Maydew House	Abbeyfield Road	London	SE16 2DP
E-AF	ABBEYFIELD ESTATE	18	Maydew House	Abbeyfield Road	London	SE16 2DP
E-AF	ABBEYFIELD ESTATE	19	Maydew House	Abbeyfield Road	London	SE16 2DP
E-AF	ABBEYFIELD ESTATE	20	Maydew House	Abbeyfield Road	London	SE16 2DP
E-AF	ABBEYFIELD ESTATE	21	Maydew House	Abbeyfield Road	London	SE16 2DP
E-AF	ABBEYFIELD ESTATE	22	Maydew House	Abbeyfield Road	London	SE16 2DP
E-AF	ABBEYFIELD ESTATE	23	Maydew House	Abbeyfield Road	London	SE16 2DP
E-AF	ABBEYFIELD ESTATE	24	Maydew House	Abbeyfield Road	London	SE16 2DP
E-AF	ABBEYFIELD ESTATE	25	Maydew House	Abbeyfield Road	London	SE16 2DP
E-AF	ABBEYFIELD ESTATE	26	Maydew House	Abbeyfield Road	London	SE16 2DP
E-AF	ABBEYFIELD ESTATE	27	Maydew House	Abbeyfield Road	London	SE16 2DP
E-AF	ABBEYFIELD ESTATE	28	Maydew House	Abbeyfield Road	London	SE16 2DP
E-AF	ABBEYFIELD ESTATE	29	Maydew House	Abbeyfield Road	London	SE16 2DP
E-AF	ABBEYFIELD ESTATE	30	Maydew House	Abbeyfield Road	London	SE16 2DP
E-AF	ABBEYFIELD ESTATE	31	Maydew House	Abbeyfield Road	London	SE16 2DP
E-AF	ABBEYFIELD ESTATE	32	Maydew House	Abbeyfield Road	London	SE16 2DP
E-AF	ABBEYFIELD ESTATE	33	Maydew House	Abbeyfield Road	London	SE16 2DP



<i>Housing estate permit parking zone identifier</i>	<i>Name of housing estate permit parking zone</i>	<i>Address line 1</i>	<i>Address line 2</i>	<i>Street name</i>	<i>City</i>	<i>Postcode</i>
E-AF	ABBEYFIELD ESTATE	34	Maydew House	Abbeyfield Road	London	SE16 2DP
E-AF	ABBEYFIELD ESTATE	35	Maydew House	Abbeyfield Road	London	SE16 2DP
E-AF	ABBEYFIELD ESTATE	36	Maydew House	Abbeyfield Road	London	SE16 2DP
E-AF	ABBEYFIELD ESTATE	37	Maydew House	Abbeyfield Road	London	SE16 2DP
E-AF	ABBEYFIELD ESTATE	38	Maydew House	Abbeyfield Road	London	SE16 2DP
E-AF	ABBEYFIELD ESTATE	39	Maydew House	Abbeyfield Road	London	SE16 2DP
E-AF	ABBEYFIELD ESTATE	40	Maydew House	Abbeyfield Road	London	SE16 2DP
E-AF	ABBEYFIELD ESTATE	41	Maydew House	Abbeyfield Road	London	SE16 2DP
E-AF	ABBEYFIELD ESTATE	42	Maydew House	Abbeyfield Road	London	SE16 2DP
E-AF	ABBEYFIELD ESTATE	43	Maydew House	Abbeyfield Road	London	SE16 2DP
E-AF	ABBEYFIELD ESTATE	44	Maydew House	Abbeyfield Road	London	SE16 2DP
E-AF	ABBEYFIELD ESTATE	45	Maydew House	Abbeyfield Road	London	SE16 2DP
E-AF	ABBEYFIELD ESTATE	46	Maydew House	Abbeyfield Road	London	SE16 2DP
E-AF	ABBEYFIELD ESTATE	47	Maydew House	Abbeyfield Road	London	SE16 2DP
E-AF	ABBEYFIELD ESTATE	48	Maydew House	Abbeyfield Road	London	SE16 2DP
E-AF	ABBEYFIELD ESTATE	49	Maydew House	Abbeyfield Road	London	SE16 2DP
E-AF	ABBEYFIELD ESTATE	50	Maydew House	Abbeyfield Road	London	SE16 2DP
E-AF	ABBEYFIELD ESTATE	51	Maydew House	Abbeyfield Road	London	SE16 2DP
E-AF	ABBEYFIELD ESTATE	52	Maydew House	Abbeyfield Road	London	SE16 2DP
E-AF	ABBEYFIELD ESTATE	53	Maydew House	Abbeyfield Road	London	SE16 2DP
E-AF	ABBEYFIELD ESTATE	54	Maydew House	Abbeyfield Road	London	SE16 2DP
E-AF	ABBEYFIELD ESTATE	55	Maydew House	Abbeyfield Road	London	SE16 2DP
E-AF	ABBEYFIELD ESTATE	56	Maydew House	Abbeyfield Road	London	SE16 2DP
E-AF	ABBEYFIELD ESTATE	57	Maydew House	Abbeyfield Road	London	SE16 2DP
E-AF	ABBEYFIELD ESTATE	58	Maydew House	Abbeyfield Road	London	SE16 2DP
E-AF	ABBEYFIELD ESTATE	59	Maydew House	Abbeyfield Road	London	SE16 2DP
E-AF	ABBEYFIELD ESTATE	60	Maydew House	Abbeyfield Road	London	SE16 2DP

<i>Housing estate permit parking zone identifier</i>	<i>Name of housing estate permit parking zone</i>	<i>Address line 1</i>	<i>Address line 2</i>	<i>Street name</i>	<i>City</i>	<i>Postcode</i>
E-AF	ABBEYFIELD ESTATE	61	Maydew House	Abbeyfield Road	London	SE16 2DP
E-AF	ABBEYFIELD ESTATE	62	Maydew House	Abbeyfield Road	London	SE16 2DP
E-AF	ABBEYFIELD ESTATE	63	Maydew House	Abbeyfield Road	London	SE16 2DP
E-AF	ABBEYFIELD ESTATE	64	Maydew House	Abbeyfield Road	London	SE16 2DP
E-AF	ABBEYFIELD ESTATE	65	Maydew House	Abbeyfield Road	London	SE16 2DP
E-AF	ABBEYFIELD ESTATE	66	Maydew House	Abbeyfield Road	London	SE16 2DP
E-AF	ABBEYFIELD ESTATE	67	Maydew House	Abbeyfield Road	London	SE16 2DP
E-AF	ABBEYFIELD ESTATE	68	Maydew House	Abbeyfield Road	London	SE16 2DW
E-AF	ABBEYFIELD ESTATE	69	Maydew House	Abbeyfield Road	London	SE16 2DW
E-AF	ABBEYFIELD ESTATE	70	Maydew House	Abbeyfield Road	London	SE16 2DW
E-AF	ABBEYFIELD ESTATE	71	Maydew House	Abbeyfield Road	London	SE16 2DW
E-AF	ABBEYFIELD ESTATE	72	Maydew House	Abbeyfield Road	London	SE16 2DW
E-AF	ABBEYFIELD ESTATE	73	Maydew House	Abbeyfield Road	London	SE16 2DW
E-AF	ABBEYFIELD ESTATE	74	Maydew House	Abbeyfield Road	London	SE16 2DW
E-AF	ABBEYFIELD ESTATE	75	Maydew House	Abbeyfield Road	London	SE16 2DW
E-AF	ABBEYFIELD ESTATE	76	Maydew House	Abbeyfield Road	London	SE16 2DW
E-AF	ABBEYFIELD ESTATE	77	Maydew House	Abbeyfield Road	London	SE16 2DW
E-AF	ABBEYFIELD ESTATE	78	Maydew House	Abbeyfield Road	London	SE16 2DW
E-AF	ABBEYFIELD ESTATE	79	Maydew House	Abbeyfield Road	London	SE16 2DW
E-AF	ABBEYFIELD ESTATE	80	Maydew House	Abbeyfield Road	London	SE16 2DW
E-AF	ABBEYFIELD ESTATE	81	Maydew House	Abbeyfield Road	London	SE16 2DW
E-AF	ABBEYFIELD ESTATE	82	Maydew House	Abbeyfield Road	London	SE16 2DW
E-AF	ABBEYFIELD ESTATE	83	Maydew House	Abbeyfield Road	London	SE16 2DW
E-AF	ABBEYFIELD ESTATE	84	Maydew House	Abbeyfield Road	London	SE16 2DW
E-AF	ABBEYFIELD ESTATE	85	Maydew House	Abbeyfield Road	London	SE16 2DW
E-AF	ABBEYFIELD ESTATE	86	Maydew House	Abbeyfield Road	London	SE16 2DW
E-AF	ABBEYFIELD ESTATE	87	Maydew House	Abbeyfield Road	London	SE16 2DW

<i>Housing estate permit parking zone identifier</i>	<i>Name of housing estate permit parking zone</i>	<i>Address line 1</i>	<i>Address line 2</i>	<i>Street name</i>	<i>City</i>	<i>Postcode</i>
E-AF	ABBEYFIELD ESTATE	88	Maydew House	Abbeyfield Road	London	SE16 2DW
E-AF	ABBEYFIELD ESTATE	89	Maydew House	Abbeyfield Road	London	SE16 2DW
E-AF	ABBEYFIELD ESTATE	90	Maydew House	Abbeyfield Road	London	SE16 2DW
E-AF	ABBEYFIELD ESTATE	91	Maydew House	Abbeyfield Road	London	SE16 2DW
E-AF	ABBEYFIELD ESTATE	92	Maydew House	Abbeyfield Road	London	SE16 2DW
E-AF	ABBEYFIELD ESTATE	93	Maydew House	Abbeyfield Road	London	SE16 2DW
E-AF	ABBEYFIELD ESTATE	94	Maydew House	Abbeyfield Road	London	SE16 2DW
E-AF	ABBEYFIELD ESTATE	95	Maydew House	Abbeyfield Road	London	SE16 2DW
E-AF	ABBEYFIELD ESTATE	96	Maydew House	Abbeyfield Road	London	SE16 2DW
E-AF	ABBEYFIELD ESTATE	97	Maydew House	Abbeyfield Road	London	SE16 2DW
E-AF	ABBEYFIELD ESTATE	98	Maydew House	Abbeyfield Road	London	SE16 2DW
E-AF	ABBEYFIELD ESTATE	99	Maydew House	Abbeyfield Road	London	SE16 2DW
E-AF	ABBEYFIELD ESTATE	100	Maydew House	Abbeyfield Road	London	SE16 2DW
E-AF	ABBEYFIELD ESTATE	101	Maydew House	Abbeyfield Road	London	SE16 2DW
E-AF	ABBEYFIELD ESTATE	102	Maydew House	Abbeyfield Road	London	SE16 2DW
E-AF	ABBEYFIELD ESTATE	103	Maydew House	Abbeyfield Road	London	SE16 2DW
E-AF	ABBEYFIELD ESTATE	104	Maydew House	Abbeyfield Road	London	SE16 2DW
E-AF	ABBEYFIELD ESTATE	105	Maydew House	Abbeyfield Road	London	SE16 2DW
E-AF	ABBEYFIELD ESTATE	106	Maydew House	Abbeyfield Road	London	SE16 2DW
E-AF	ABBEYFIELD ESTATE	107	Maydew House	Abbeyfield Road	London	SE16 2DW
E-AF	ABBEYFIELD ESTATE	108	Maydew House	Abbeyfield Road	London	SE16 2DW
E-AF	ABBEYFIELD ESTATE	109	Maydew House	Abbeyfield Road	London	SE16 2DW
E-AF	ABBEYFIELD ESTATE	110	Maydew House	Abbeyfield Road	London	SE16 2DW
E-AF	ABBEYFIELD ESTATE	111	Maydew House	Abbeyfield Road	London	SE16 2DW
E-AF	ABBEYFIELD ESTATE	112	Maydew House	Abbeyfield Road	London	SE16 2DW
E-AF	ABBEYFIELD ESTATE	113	Maydew House	Abbeyfield Road	London	SE16 2DW
E-AF	ABBEYFIELD ESTATE	114	Maydew House	Abbeyfield Road	London	SE16 2DW

<i>Housing estate permit parking zone identifier</i>	<i>Name of housing estate permit parking zone</i>	<i>Address line 1</i>	<i>Address line 2</i>	<i>Street name</i>	<i>City</i>	<i>Postcode</i>
E-AF	ABBEYFIELD ESTATE	115	Maydew House	Abbeyfield Road	London	SE16 2DW
E-AF	ABBEYFIELD ESTATE	116	Maydew House	Abbeyfield Road	London	SE16 2DW
E-AF	ABBEYFIELD ESTATE	117	Maydew House	Abbeyfield Road	London	SE16 2DW
E-AF	ABBEYFIELD ESTATE	118	Maydew House	Abbeyfield Road	London	SE16 2DW
E-AF	ABBEYFIELD ESTATE	119	Maydew House	Abbeyfield Road	London	SE16 2DW
E-AF	ABBEYFIELD ESTATE	120	Maydew House	Abbeyfield Road	London	SE16 2DW
E-AF	ABBEYFIELD ESTATE	121	Maydew House	Abbeyfield Road	London	SE16 2DW
E-AF	ABBEYFIELD ESTATE	122	Maydew House	Abbeyfield Road	London	SE16 2DW
E-AF	ABBEYFIELD ESTATE	123	Maydew House	Abbeyfield Road	London	SE16 2DW
E-AF	ABBEYFIELD ESTATE	124	Maydew House	Abbeyfield Road	London	SE16 2DW
E-AF	ABBEYFIELD ESTATE	125	Maydew House	Abbeyfield Road	London	SE16 2DW
E-AF	ABBEYFIELD ESTATE	126	Maydew House	Abbeyfield Road	London	SE16 2DW
E-AF	ABBEYFIELD ESTATE	127	Maydew House	Abbeyfield Road	London	SE16 2DW
E-AF	ABBEYFIELD ESTATE	128	Maydew House	Abbeyfield Road	London	SE16 2DW
E-AF	ABBEYFIELD ESTATE	129	Maydew House	Abbeyfield Road	London	SE16 2DW
E-AF	ABBEYFIELD ESTATE	130	Maydew House	Abbeyfield Road	London	SE16 2DW
E-AF	ABBEYFIELD ESTATE	131	Maydew House	Abbeyfield Road	London	SE16 2DW
E-AF	ABBEYFIELD ESTATE	132	Maydew House	Abbeyfield Road	London	SE16 2DW
E-AF	ABBEYFIELD ESTATE	133	Maydew House	Abbeyfield Road	London	SE16 2DW
E-AF	ABBEYFIELD ESTATE	134	Maydew House	Abbeyfield Road	London	SE16 2DW
E-AF	ABBEYFIELD ESTATE	135	Maydew House	Abbeyfield Road	London	SE16 2DW
E-AF	ABBEYFIELD ESTATE	136	Maydew House	Abbeyfield Road	London	SE16 2DW
E-AF	ABBEYFIELD ESTATE	137	Maydew House	Abbeyfield Road	London	SE16 2DW
E-AF	ABBEYFIELD ESTATE	138	Maydew House	Abbeyfield Road	London	SE16 2DW
E-AF	ABBEYFIELD ESTATE	139	Maydew House	Abbeyfield Road	London	SE16 2DW
E-AF	ABBEYFIELD ESTATE	140	Maydew House	Abbeyfield Road	London	SE16 2DW
E-AF	ABBEYFIELD ESTATE	141	Maydew House	Abbeyfield Road	London	SE16 2DW

<i>Housing estate permit parking zone identifier</i>	<i>Name of housing estate permit parking zone</i>	<i>Address line 1</i>	<i>Address line 2</i>	<i>Street name</i>	<i>City</i>	<i>Postcode</i>
E-AF	ABBEYFIELD ESTATE	142	Maydew House	Abbeyfield Road	London	SE16 2DW
E-AF	ABBEYFIELD ESTATE	143	Maydew House	Abbeyfield Road	London	SE16 2DW
E-AF	ABBEYFIELD ESTATE	144	Maydew House	Abbeyfield Road	London	SE16 2DW
E-AF	ABBEYFIELD ESTATE	145	Maydew House	Abbeyfield Road	London	SE16 2DW
E-AF	ABBEYFIELD ESTATE	1	Thaxted Court	Abbeyfield Road	London	SE16 2BU
E-AF	ABBEYFIELD ESTATE	2	Thaxted Court	Abbeyfield Road	London	SE16 2BU
E-AF	ABBEYFIELD ESTATE	3	Thaxted Court	Abbeyfield Road	London	SE16 2BU
E-AF	ABBEYFIELD ESTATE	4	Thaxted Court	Abbeyfield Road	London	SE16 2BU
E-AF	ABBEYFIELD ESTATE	5	Thaxted Court	Abbeyfield Road	London	SE16 2BU
E-AF	ABBEYFIELD ESTATE	6	Thaxted Court	Abbeyfield Road	London	SE16 2BU
E-AF	ABBEYFIELD ESTATE	7	Thaxted Court	Abbeyfield Road	London	SE16 2BU
E-AF	ABBEYFIELD ESTATE	8	Thaxted Court	Abbeyfield Road	London	SE16 2BU
E-AF	ABBEYFIELD ESTATE	9	Thaxted Court	Abbeyfield Road	London	SE16 2BU
E-AF	ABBEYFIELD ESTATE	10	Thaxted Court	Abbeyfield Road	London	SE16 2BU
E-AF	ABBEYFIELD ESTATE	11	Thaxted Court	Abbeyfield Road	London	SE16 2BU
E-AF	ABBEYFIELD ESTATE	12	Thaxted Court	Abbeyfield Road	London	SE16 2BU
E-AF	ABBEYFIELD ESTATE	13	Thaxted Court	Abbeyfield Road	London	SE16 2BU
E-AF	ABBEYFIELD ESTATE	14	Thaxted Court	Abbeyfield Road	London	SE16 2BU
E-AF	ABBEYFIELD ESTATE	15	Thaxted Court	Abbeyfield Road	London	SE16 2BU
E-AF	ABBEYFIELD ESTATE	16	Thaxted Court	Abbeyfield Road	London	SE16 2BU
E-AF	ABBEYFIELD ESTATE	17	Thaxted Court	Abbeyfield Road	London	SE16 2BU
E-AF	ABBEYFIELD ESTATE	18	Thaxted Court	Abbeyfield Road	London	SE16 2BU
E-AF	ABBEYFIELD ESTATE	19	Thaxted Court	Abbeyfield Road	London	SE16 2BU
E-AF	ABBEYFIELD ESTATE	20	Thaxted Court	Abbeyfield Road	London	SE16 2BU
E-AF	ABBEYFIELD ESTATE	21	Thaxted Court	Abbeyfield Road	London	SE16 2BU
E-AF	ABBEYFIELD ESTATE	22	Thaxted Court	Abbeyfield Road	London	SE16 2BU
E-AF	ABBEYFIELD ESTATE	23	Thaxted Court	Abbeyfield Road	London	SE16 2BU

<i>Housing estate permit parking zone identifier</i>	<i>Name of housing estate permit parking zone</i>	<i>Address line 1</i>	<i>Address line 2</i>	<i>Street name</i>	<i>City</i>	<i>Postcode</i>
E-AF	ABBEYFIELD ESTATE	24	Thaxted Court	Abbeyfield Road	London	SE16 2BU
E-AF	ABBEYFIELD ESTATE		Bede Centre	Abbeyfield Road	London	SE16 2AR
E-BC	Barton Close & Beer and Wine Trade Homes		1	Barton Close	London	SE15 3XY
E-BC	Barton Close & Beer and Wine Trade Homes		2	Barton Close	London	SE15 3XY
E-BC	Barton Close & Beer and Wine Trade Homes		3	Barton Close	London	SE15 3XY
E-BC	Barton Close & Beer and Wine Trade Homes		4	Barton Close	London	SE15 3XY
E-BC	Barton Close & Beer and Wine Trade Homes		5	Barton Close	London	SE15 3XY
E-BC	Barton Close & Beer and Wine Trade Homes		6	Barton Close	London	SE15 3XY
E-BC	Barton Close & Beer and Wine Trade Homes		7	Barton Close	London	SE15 3XY
E-BC	Barton Close & Beer and Wine Trade Homes		8	Barton Close	London	SE15 3XY
E-BC	Barton Close & Beer and Wine Trade Homes		9	Barton Close	London	SE15 3XY
E-BC	Barton Close & Beer and Wine Trade Homes		10	Barton Close	London	SE15 3XY
E-BC	Barton Close & Beer and Wine Trade Homes		11	Barton Close	London	SE15 3XY
E-BC	Barton Close & Beer and Wine Trade Homes		12	Barton Close	London	SE15 3XY
E-BC	Barton Close & Beer and Wine Trade Homes		13	Barton Close	London	SE15 3XY
E-BC	Barton Close & Beer and Wine Trade Homes		14	Barton Close	London	SE15 3XY
E-BC	Barton Close & Beer and Wine Trade Homes		15	Barton Close	London	SE15 3XY
E-BC	Barton Close & Beer and Wine Trade Homes		16	Barton Close	London	SE15 3XY
E-BC	Barton Close & Beer and Wine Trade Homes		17	Barton Close	London	SE15 3XY
E-BC	Barton Close & Beer and Wine Trade Homes		18	Barton Close	London	SE15 3XY

<i>Housing estate permit parking zone identifier</i>	<i>Name of housing estate permit parking zone</i>	<i>Address line 1</i>	<i>Address line 2</i>	<i>Street name</i>	<i>City</i>	<i>Postcode</i>
E-BC	Barton Close & Beer and Wine Trade Homes		19	Barton Close	London	SE15 3XY
E-BC	Barton Close & Beer and Wine Trade Homes		21	Barton Close	London	SE15 3XY
E-BC	Barton Close & Beer and Wine Trade Homes		21	Barton Close	London	SE15 3XY
E-BC	Barton Close & Beer and Wine Trade Homes		22	Barton Close	London	SE15 3XY
E-BC	Barton Close & Beer and Wine Trade Homes		23	Barton Close	London	SE15 3XY
E-BC	Barton Close & Beer and Wine Trade Homes		24	Barton Close	London	SE15 3XY
E-BC	Barton Close & Beer and Wine Trade Homes		25	Barton Close	London	SE15 3XY
E-BC	Barton Close & Beer and Wine Trade Homes		26	Barton Close	London	SE15 3XY
E-BC	Barton Close & Beer and Wine Trade Homes		27	Barton Close	London	SE15 3XY
E-BC	Barton Close & Beer and Wine Trade Homes		28	Barton Close	London	SE15 3XY
E-BC	Barton Close & Beer and Wine Trade Homes		29	Barton Close	London	SE15 3XY
E-BC	Barton Close & Beer and Wine Trade Homes		30	Barton Close	London	SE15 3XY
E-BC	Barton Close & Beer and Wine Trade Homes		31	Barton Close	London	SE15 3XY
E-BC	Barton Close & Beer and Wine Trade Homes		32	Barton Close	London	SE15 3XY
E-BC	Barton Close & Beer and Wine Trade Homes		33	Barton Close	London	SE15 3XY
E-BC	Barton Close & Beer and Wine Trade Homes		34	Barton Close	London	SE15 3XY
E-BC	Barton Close & Beer and Wine Trade Homes		35	Barton Close	London	SE15 3XY
E-BC	Barton Close & Beer and Wine Trade Homes		36	Barton Close	London	SE15 3XY
E-BC	Barton Close & Beer and Wine Trade Homes		37	Barton Close	London	SE15 3XY

<i>Housing estate permit parking zone identifier</i>	<i>Name of housing estate permit parking zone</i>	<i>Address line 1</i>	<i>Address line 2</i>	<i>Street name</i>	<i>City</i>	<i>Postcode</i>
E-BC	Barton Close & Beer and Wine Trade Homes		39	Barton Close	London	SE15 3XY
E-BC	Barton Close & Beer and Wine Trade Homes		39	Barton Close	London	SE15 3XY
E-BC	Barton Close & Beer and Wine Trade Homes		40	Barton Close	London	SE15 3XY
E-BC	Barton Close & Beer and Wine Trade Homes		41	Barton Close	London	SE15 3XY
E-BC	Barton Close & Beer and Wine Trade Homes		42	Barton Close	London	SE15 3XY
E-BC	Barton Close & Beer and Wine Trade Homes		43	Barton Close	London	SE15 3XY
E-BC	Barton Close & Beer and Wine Trade Homes		215	Gordon Road	London	SE15 3RT
E-BC	Barton Close & Beer and Wine Trade Homes	1	Beer and Wine Trade Homes	Nunhead Green	London	SE15 3QG
E-BC	Barton Close & Beer and Wine Trade Homes	2	Beer and Wine Trade Homes	Nunhead Green	London	SE15 3QG
E-BC	Barton Close & Beer and Wine Trade Homes	3	Beer and Wine Trade Homes	Nunhead Green	London	SE15 3QG
E-BC	Barton Close & Beer and Wine Trade Homes	4	Beer and Wine Trade Homes	Nunhead Green	London	SE15 3QG
E-BC	Barton Close & Beer and Wine Trade Homes	5	Beer and Wine Trade Homes	Nunhead Green	London	SE15 3QG
E-BC	Barton Close & Beer and Wine Trade Homes	6	Beer and Wine Trade Homes	Nunhead Green	London	SE15 3QG
E-ED	Edison House	Flat 1	Edison House	New Kent Road	London	SE16 6UA
E-ED	Edison House	Flat 2	Edison House	New Kent Road	London	SE16 6UA
E-ED	Edison House	Flat 3	Edison House	New Kent Road	London	SE16 6UA
E-ED	Edison House	Flat 4	Edison House	New Kent Road	London	SE16 6UA
E-ED	Edison House	Flat 5	Edison House	New Kent Road	London	SE16 6UA
E-ED	Edison House	Flat 6	Edison House	New Kent Road	London	SE16 6UA
E-ED	Edison House	Flat 7	Edison House	New Kent Road	London	SE16 6UA
E-ED	Edison House	Flat 8	Edison House	New Kent Road	London	SE16 6UA
E-ED	Edison House	Flat 9	Edison House	New Kent Road	London	SE16 6UA
E-ED	Edison House	Flat 10	Edison House	New Kent Road	London	SE16 6UA
E-ED	Edison House	Flat 11	Edison House	New Kent Road	London	SE16 6UA
E-ED	Edison House	Flat 12	Edison House	New Kent Road	London	SE16 6UA
E-ED	Edison House	Flat 13	Edison House	New Kent Road	London	SE16 6UA
E-ED	Edison House	Flat 14	Edison House	New Kent Road	London	SE16 6UA
E-ED	Edison House	Flat 15	Edison House	New Kent Road	London	SE16 6UA



<i>Housing estate permit parking zone identifier</i>	<i>Name of housing estate permit parking zone</i>	<i>Address line 1</i>	<i>Address line 2</i>	<i>Street name</i>	<i>City</i>	<i>Postcode</i>
E-ED	Edison House	Flat 16	Edison House	New Kent Road	London	SE16 6UA
E-ED	Edison House	Flat 17	Edison House	New Kent Road	London	SE16 6UA
E-ED	Edison House	Flat 18	Edison House	New Kent Road	London	SE16 6UA
E-ED	Edison House	Flat 19	Edison House	New Kent Road	London	SE16 6UA
E-ED	Edison House	Flat 20	Edison House	New Kent Road	London	SE16 6UA
E-PM	Pomeroy Estate		1	Goldwin Close	London	SE14 5BJ
E-PM	Pomeroy Estate		2	Goldwin Close	London	SE14 5BJ
E-PM	Pomeroy Estate		3	Goldwin Close	London	SE14 5BJ
E-PM	Pomeroy Estate		4	Goldwin Close	London	SE14 5BJ
E-PM	Pomeroy Estate		5	Goldwin Close	London	SE14 5BJ
E-PM	Pomeroy Estate		6	Goldwin Close	London	SE14 5BJ
E-PM	Pomeroy Estate		7	Goldwin Close	London	SE14 5BJ
E-PM	Pomeroy Estate		8	Goldwin Close	London	SE14 5BJ
E-PM	Pomeroy Estate		9	Goldwin Close	London	SE14 5BJ
E-PM	Pomeroy Estate		10	Goldwin Close	London	SE14 5BJ
E-PM	Pomeroy Estate		11	Goldwin Close	London	SE14 5BJ
E-PM	Pomeroy Estate		121	Goldwin Close	London	SE14 5BJ
E-PM	Pomeroy Estate		13	Goldwin Close	London	SE14 5BJ
E-PM	Pomeroy Estate		114	Pomeroy Street	London	SE14 5BT
E-PM	Pomeroy Estate		116	Pomeroy Street	London	SE14 5BT
E-PM	Pomeroy Estate		118	Pomeroy Street	London	SE14 5BT
E-PM	Pomeroy Estate		120	Pomeroy Street	London	SE14 5BT
E-PM	Pomeroy Estate		122	Pomeroy Street	London	SE14 5BT
E-PM	Pomeroy Estate		124	Pomeroy Street	London	SE14 5BT
E-PM	Pomeroy Estate		126	Pomeroy Street	London	SE14 5BT
E-PM	Pomeroy Estate		128	Pomeroy Street	London	SE14 5BT
E-PM	Pomeroy Estate		130	Pomeroy Street	London	SE14 5BT
E-PM	Pomeroy Estate		132	Pomeroy Street	London	SE14 5BT
E-PM	Pomeroy Estate		134	Pomeroy Street	London	SE14 5BT
E-PM	Pomeroy Estate		136	Pomeroy Street	London	SE14 5BT
E-PM	Pomeroy Estate		138	Pomeroy Street	London	SE14 5BT
E-PM	Pomeroy Estate		140	Pomeroy Street	London	SE14 5BT
E-PM	Pomeroy Estate		142	Pomeroy Street	London	SE14 5BT
E-PM	Pomeroy Estate		144	Pomeroy Street	London	SE14 5BT
E-PM	Pomeroy Estate		146	Pomeroy Street	London	SE14 5BT
E-PM	Pomeroy Estate		148	Pomeroy Street	London	SE14 5BT
E-PM	Pomeroy Estate		150	Pomeroy Street	London	SE14 5BT
E-PM	Pomeroy Estate		152	Pomeroy Street	London	SE14 5BT
E-PM	Pomeroy Estate		154	Pomeroy Street	London	SE14 5BS
E-PM	Pomeroy Estate		156	Pomeroy Street	London	SE14 5BS
E-PM	Pomeroy Estate		158	Pomeroy Street	London	SE14 5BS
E-PM	Pomeroy Estate		160	Pomeroy Street	London	SE14 5BS
E-PM	Pomeroy Estate		162	Pomeroy Street	London	SE14 5BS
E-PM	Pomeroy Estate		164	Pomeroy Street	London	SE14 5BS

<i>Housing estate permit parking zone identifier</i>	<i>Name of housing estate permit parking zone</i>	<i>Address line 1</i>	<i>Address line 2</i>	<i>Street name</i>	<i>City</i>	<i>Postcode</i>
E-PM	Pomeroy Estate		166	Pomeroy Street	London	SE14 5BS
E-PM	Pomeroy Estate		168	Pomeroy Street	London	SE14 5BS
E-PM	Pomeroy Estate		170	Pomeroy Street	London	SE14 5BS
E-PM	Pomeroy Estate		172	Pomeroy Street	London	SE14 5BS
E-PM	Pomeroy Estate		174	Pomeroy Street	London	SE14 5BS
E-PM	Pomeroy Estate		176	Pomeroy Street	London	SE14 5BS
E-PM	Pomeroy Estate		178	Pomeroy Street	London	SE14 5BS
E-PM	Pomeroy Estate		180	Pomeroy Street	London	SE14 5BS
E-PM	Pomeroy Estate		182	Pomeroy Street	London	SE14 5BS
E-PM	Pomeroy Estate		184	Pomeroy Street	London	SE14 5BS
E-PM	Pomeroy Estate		186	Pomeroy Street	London	SE14 5BS
E-PM	Pomeroy Estate		188	Pomeroy Street	London	SE14 5BS
E-PM	Pomeroy Estate		190	Pomeroy Street	London	SE14 5BS
E-PM	Pomeroy Estate		192	Pomeroy Street	London	SE14 5BS
E-PM	Pomeroy Estate		194	Pomeroy Street	London	SE14 5BS
E-PM	Pomeroy Estate		196	Pomeroy Street	London	SE14 5BS
E-PM	Pomeroy Estate		198	Pomeroy Street	London	SE14 5BS
E-PM	Pomeroy Estate		200	Pomeroy Street	London	SE14 5BS
E-PM	Pomeroy Estate		202	Pomeroy Street	London	SE14 5BS
E-PM	Pomeroy Estate		204	Pomeroy Street	London	SE14 5BS
E-PM	Pomeroy Estate		206	Pomeroy Street	London	SE14 5BS
E-PM	Pomeroy Estate		208	Pomeroy Street	London	SE14 5BS
E-PM	Pomeroy Estate		210	Pomeroy Street	London	SE14 5BS
E-PM	Pomeroy Estate		212	Pomeroy Street	London	SE14 5BS
E-PM	Pomeroy Estate		214	Pomeroy Street	London	SE14 5BS
E-PM	Pomeroy Estate		216	Pomeroy Street	London	SE14 5BS
E-PM	Pomeroy Estate		218	Pomeroy Street	London	SE14 5BS
E-PM	Pomeroy Estate		220	Pomeroy Street	London	SE14 5BS
E-PM	Pomeroy Estate		222	Pomeroy Street	London	SE14 5BS
E-PM	Pomeroy Estate		224	Pomeroy Street	London	SE14 5BS
E-PM	Pomeroy Estate		226	Pomeroy Street	London	SE14 5BS
E-PM	Pomeroy Estate		228	Pomeroy Street	London	SE14 5BS
E-PM	Pomeroy Estate		230	Pomeroy Street	London	SE14 5BS
E-PM	Pomeroy Estate		232	Pomeroy Street	London	SE14 5BS
E-PM	Pomeroy Estate		234	Pomeroy Street	London	SE14 5BS
E-PM	Pomeroy Estate		236	Pomeroy Street	London	SE14 5BS
E-PM	Pomeroy Estate		238	Pomeroy Street	London	SE14 5BS
E-PM	Pomeroy Estate		240	Pomeroy Street	London	SE14 5BS
E-PM	Pomeroy Estate		242	Pomeroy Street	London	SE14 5BS
E-PM	Pomeroy Estate		244	Pomeroy Street	London	SE14 5BS
E-PM	Pomeroy Estate		246	Pomeroy Street	London	SE14 5BS
E-PM	Pomeroy Estate		248	Pomeroy Street	London	SE14 5BS
E-SY	Sydenham Hill Estate	Flat 1	Attleborough Court	Sydenham Hill	London	SE23 3PL

<i>Housing estate permit parking zone identifier</i>	<i>Name of housing estate permit parking zone</i>	<i>Address line 1</i>	<i>Address line 2</i>	<i>Street name</i>	<i>City</i>	<i>Postcode</i>
E-SY	Sydenham Hill Estate	Flat 2	Attleborough Court	Sydenham Hill	London	SE23 3PL
E-SY	Sydenham Hill Estate	Flat 3	Attleborough Court	Sydenham Hill	London	SE23 3PL
E-SY	Sydenham Hill Estate	Flat 4	Attleborough Court	Sydenham Hill	London	SE23 3PL
E-SY	Sydenham Hill Estate	Flat 5	Attleborough Court	Sydenham Hill	London	SE23 3PL
E-SY	Sydenham Hill Estate	Flat 6	Attleborough Court	Sydenham Hill	London	SE23 3PL
E-SY	Sydenham Hill Estate	Flat 7	Attleborough Court	Sydenham Hill	London	SE23 3PL
E-SY	Sydenham Hill Estate	Flat 8	Attleborough Court	Sydenham Hill	London	SE23 3PL
E-SY	Sydenham Hill Estate	Flat 9	Attleborough Court	Sydenham Hill	London	SE23 3PL
E-SY	Sydenham Hill Estate	Flat 10	Attleborough Court	Sydenham Hill	London	SE23 3PL
E-SY	Sydenham Hill Estate	Flat 11	Attleborough Court	Sydenham Hill	London	SE23 3PL
E-SY	Sydenham Hill Estate	Flat 12	Attleborough Court	Sydenham Hill	London	SE23 3PL
E-SY	Sydenham Hill Estate	Flat 13	Attleborough Court	Sydenham Hill	London	SE23 3PL
E-SY	Sydenham Hill Estate	Flat 14	Attleborough Court	Sydenham Hill	London	SE23 3PL
E-SY	Sydenham Hill Estate	Flat 15	Attleborough Court	Sydenham Hill	London	SE23 3PL
E-SY	Sydenham Hill Estate	Flat 16	Attleborough Court	Sydenham Hill	London	SE23 3PL
E-SY	Sydenham Hill Estate	Flat 17	Attleborough Court	Sydenham Hill	London	SE23 3PL
E-SY	Sydenham Hill Estate	Flat 18	Attleborough Court	Sydenham Hill	London	SE23 3PL
E-SY	Sydenham Hill Estate	Flat 19	Attleborough Court	Sydenham Hill	London	SE23 3PL
E-SY	Sydenham Hill Estate	Flat 20	Attleborough Court	Sydenham Hill	London	SE23 3PL
E-SY	Sydenham Hill Estate	Flat 21	Attleborough Court	Sydenham Hill	London	SE23 3PL
E-SY	Sydenham Hill Estate	Flat 22	Attleborough Court	Sydenham Hill	London	SE23 3PL
E-SY	Sydenham Hill Estate	Flat 23	Attleborough Court	Sydenham Hill	London	SE23 3PL
E-SY	Sydenham Hill Estate	Flat 24	Attleborough Court	Sydenham Hill	London	SE23 3PL
E-SY	Sydenham Hill Estate	Flat 25	Attleborough Court	Sydenham Hill	London	SE23 3PL
E-SY	Sydenham Hill Estate	Flat 26	Attleborough Court	Sydenham Hill	London	SE23 3PL
E-SY	Sydenham Hill Estate	Flat 27	Attleborough Court	Sydenham Hill	London	SE23 3PL
E-SY	Sydenham Hill Estate	Flat 28	Attleborough Court	Sydenham Hill	London	SE23 3PL

<i>Housing estate permit parking zone identifier</i>	<i>Name of housing estate permit parking zone</i>	<i>Address line 1</i>	<i>Address line 2</i>	<i>Street name</i>	<i>City</i>	<i>Postcode</i>
E-SY	Sydenham Hill Estate	Flat 29	Attleborough Court	Sydenham Hill	London	SE23 3PL
E-SY	Sydenham Hill Estate	Flat 30	Attleborough Court	Sydenham Hill	London	SE23 3PL
E-SY	Sydenham Hill Estate	Flat 31	Attleborough Court	Sydenham Hill	London	SE23 3PL
E-SY	Sydenham Hill Estate	Flat 32	Attleborough Court	Sydenham Hill	London	SE23 3PL
E-SY	Sydenham Hill Estate	Flat 33	Attleborough Court	Sydenham Hill	London	SE23 3PL
E-SY	Sydenham Hill Estate	Flat 34	Attleborough Court	Sydenham Hill	London	SE23 3PL
E-SY	Sydenham Hill Estate	Flat 35	Attleborough Court	Sydenham Hill	London	SE23 3PL
E-SY	Sydenham Hill Estate	Flat 36	Attleborough Court	Sydenham Hill	London	SE23 3PL
E-SY	Sydenham Hill Estate	Flat 37	Attleborough Court	Sydenham Hill	London	SE23 3PL
E-SY	Sydenham Hill Estate	Flat 38	Attleborough Court	Sydenham Hill	London	SE23 3PL
E-SY	Sydenham Hill Estate	Flat 39	Attleborough Court	Sydenham Hill	London	SE23 3PL
E-SY	Sydenham Hill Estate	Flat 40	Attleborough Court	Sydenham Hill	London	SE23 3PL
E-SY	Sydenham Hill Estate	Flat 41	Attleborough Court	Sydenham Hill	London	SE23 3PL
E-SY	Sydenham Hill Estate	Flat 42	Attleborough Court	Sydenham Hill	London	SE23 3PL
E-SY	Sydenham Hill Estate	Flat 43	Attleborough Court	Sydenham Hill	London	SE23 3PL
E-SY	Sydenham Hill Estate	Flat 44	Attleborough Court	Sydenham Hill	London	SE23 3PL
E-SY	Sydenham Hill Estate	Flat 45	Attleborough Court	Sydenham Hill	London	SE23 3PL
E-SY	Sydenham Hill Estate	Flat 46	Attleborough Court	Sydenham Hill	London	SE23 3PL
E-SY	Sydenham Hill Estate	Flat 47	Attleborough Court	Sydenham Hill	London	SE23 3PL
E-SY	Sydenham Hill Estate	Flat 48	Attleborough Court	Sydenham Hill	London	SE23 3PL
E-SY	Sydenham Hill Estate	Flat 49	Attleborough Court	Sydenham Hill	London	SE23 3PL
E-SY	Sydenham Hill Estate	Flat 50	Attleborough Court	Sydenham Hill	London	SE23 3PL
E-SY	Sydenham Hill Estate	Flat 51	Attleborough Court	Sydenham Hill	London	SE23 3PL
E-SY	Sydenham Hill Estate	Flat 52	Attleborough Court	Sydenham Hill	London	SE23 3PL
E-SY	Sydenham Hill Estate	Flat 53	Attleborough Court	Sydenham Hill	London	SE23 3PL
E-SY	Sydenham Hill Estate	Flat 54	Attleborough Court	Sydenham Hill	London	SE23 3PL
E-SY	Sydenham Hill Estate	Flat 55	Attleborough Court	Sydenham Hill	London	SE23 3PL

<i>Housing estate permit parking zone identifier</i>	<i>Name of housing estate permit parking zone</i>	<i>Address line 1</i>	<i>Address line 2</i>	<i>Street name</i>	<i>City</i>	<i>Postcode</i>
E-SY	Sydenham Hill Estate	Flat 56	Attleborough Court	Sydenham Hill	London	SE23 3PL
E-SY	Sydenham Hill Estate	Flat 57	Attleborough Court	Sydenham Hill	London	SE23 3PL
E-SY	Sydenham Hill Estate	Flat 1	Bromleigh Court	Sydenham Hill	London	SE23 3PW
E-SY	Sydenham Hill Estate	Flat 2	Bromleigh Court	Sydenham Hill	London	SE23 3PW
E-SY	Sydenham Hill Estate	Flat 3	Bromleigh Court	Sydenham Hill	London	SE23 3PW
E-SY	Sydenham Hill Estate	Flat 4	Bromleigh Court	Sydenham Hill	London	SE23 3PW
E-SY	Sydenham Hill Estate	Flat 5	Bromleigh Court	Sydenham Hill	London	SE23 3PW
E-SY	Sydenham Hill Estate	Flat 6	Bromleigh Court	Sydenham Hill	London	SE23 3PW
E-SY	Sydenham Hill Estate	Flat 7	Bromleigh Court	Sydenham Hill	London	SE23 3PW
E-SY	Sydenham Hill Estate	Flat 8	Bromleigh Court	Sydenham Hill	London	SE23 3PW
E-SY	Sydenham Hill Estate	Flat 9	Bromleigh Court	Sydenham Hill	London	SE23 3PW
E-SY	Sydenham Hill Estate	Flat 10	Bromleigh Court	Sydenham Hill	London	SE23 3PW
E-SY	Sydenham Hill Estate	Flat 11	Bromleigh Court	Sydenham Hill	London	SE23 3PW
E-SY	Sydenham Hill Estate	Flat 12	Bromleigh Court	Sydenham Hill	London	SE23 3PW
E-SY	Sydenham Hill Estate	Flat 13	Bromleigh Court	Sydenham Hill	London	SE23 3PW
E-SY	Sydenham Hill Estate	Flat 14	Bromleigh Court	Sydenham Hill	London	SE23 3PW
E-SY	Sydenham Hill Estate	Flat 15	Bromleigh Court	Sydenham Hill	London	SE23 3PW
E-SY	Sydenham Hill Estate	Flat 16	Bromleigh Court	Sydenham Hill	London	SE23 3PW
E-SY	Sydenham Hill Estate	Flat 17	Bromleigh Court	Sydenham Hill	London	SE23 3PW
E-SY	Sydenham Hill Estate	Flat 18	Bromleigh Court	Sydenham Hill	London	SE23 3PW
E-SY	Sydenham Hill Estate	Flat 19	Bromleigh Court	Sydenham Hill	London	SE23 3PW
E-SY	Sydenham Hill Estate	Flat 20	Bromleigh Court	Sydenham Hill	London	SE23 3PW
E-SY	Sydenham Hill Estate	Flat 21	Bromleigh Court	Sydenham Hill	London	SE23 3PW
E-SY	Sydenham Hill Estate	Flat 22	Bromleigh Court	Sydenham Hill	London	SE23 3PW
E-SY	Sydenham Hill Estate	Flat 23	Bromleigh Court	Sydenham Hill	London	SE23 3PW
E-SY	Sydenham Hill Estate	Flat 24	Bromleigh Court	Sydenham Hill	London	SE23 3PW
E-SY	Sydenham Hill Estate	Flat 25	Bromleigh Court	Sydenham Hill	London	SE23 3PW

<i>Housing estate permit parking zone identifier</i>	<i>Name of housing estate permit parking zone</i>	<i>Address line 1</i>	<i>Address line 2</i>	<i>Street name</i>	<i>City</i>	<i>Postcode</i>
E-SY	Sydenham Hill Estate	Flat 26	Bromleigh Court	Sydenham Hill	London	SE23 3PW
E-SY	Sydenham Hill Estate	Flat 27	Bromleigh Court	Sydenham Hill	London	SE23 3PW
E-SY	Sydenham Hill Estate	Flat 28	Bromleigh Court	Sydenham Hill	London	SE23 3PW
E-SY	Sydenham Hill Estate	Flat 29	Bromleigh Court	Sydenham Hill	London	SE23 3PW
E-SY	Sydenham Hill Estate	Flat 30	Bromleigh Court	Sydenham Hill	London	SE23 3PW
E-SY	Sydenham Hill Estate	Flat 31	Bromleigh Court	Sydenham Hill	London	SE23 3PW
E-SY	Sydenham Hill Estate	Flat 32	Bromleigh Court	Sydenham Hill	London	SE23 3PW
E-SY	Sydenham Hill Estate	Flat 33	Bromleigh Court	Sydenham Hill	London	SE23 3PW
E-SY	Sydenham Hill Estate	Flat 34	Bromleigh Court	Sydenham Hill	London	SE23 3PW
E-SY	Sydenham Hill Estate	Flat 35	Bromleigh Court	Sydenham Hill	London	SE23 3PW
E-SY	Sydenham Hill Estate	Flat 36	Bromleigh Court	Sydenham Hill	London	SE23 3PW
E-SY	Sydenham Hill Estate	Flat 37	Bromleigh Court	Sydenham Hill	London	SE23 3PW
E-SY	Sydenham Hill Estate	Flat 38	Bromleigh Court	Sydenham Hill	London	SE23 3PW
E-SY	Sydenham Hill Estate	Flat 39	Bromleigh Court	Sydenham Hill	London	SE23 3PW
E-SY	Sydenham Hill Estate	Flat 40	Bromleigh Court	Sydenham Hill	London	SE23 3PW
E-SY	Sydenham Hill Estate	Flat 41	Bromleigh Court	Sydenham Hill	London	SE23 3PW
E-SY	Sydenham Hill Estate	Flat 42	Bromleigh Court	Sydenham Hill	London	SE23 3PW
E-SY	Sydenham Hill Estate	Flat 1	Dunton Court	Sydenham Hill	London	SE23 3PJ
E-SY	Sydenham Hill Estate	Flat 2	Dunton Court	Sydenham Hill	London	SE23 3PJ
E-SY	Sydenham Hill Estate	Flat 3	Dunton Court	Sydenham Hill	London	SE23 3PJ
E-SY	Sydenham Hill Estate	Flat 5	Dunton Court	Sydenham Hill	London	SE23 3PJ
E-SY	Sydenham Hill Estate	Flat 6	Dunton Court	Sydenham Hill	London	SE23 3PJ
E-SY	Sydenham Hill Estate	Flat 7	Dunton Court	Sydenham Hill	London	SE23 3PJ
E-SY	Sydenham Hill Estate	Flat 8	Dunton Court	Sydenham Hill	London	SE23 3PJ
E-SY	Sydenham Hill Estate	Flat 9	Dunton Court	Sydenham Hill	London	SE23 3PJ
E-SY	Sydenham Hill Estate	Flat 10	Dunton Court	Sydenham Hill	London	SE23 3PJ
E-SY	Sydenham Hill Estate	Flat 11	Dunton Court	Sydenham Hill	London	SE23 3PJ

<i>Housing estate permit parking zone identifier</i>	<i>Name of housing estate permit parking zone</i>	<i>Address line 1</i>	<i>Address line 2</i>	<i>Street name</i>	<i>City</i>	<i>Postcode</i>
E-SY	Sydenham Hill Estate	Flat 12	Dunton Court	Sydenham Hill	London	SE23 3PJ
E-SY	Sydenham Hill Estate	Flat 13	Dunton Court	Sydenham Hill	London	SE23 3PJ
E-SY	Sydenham Hill Estate	Flat 14	Dunton Court	Sydenham Hill	London	SE23 3PJ
E-SY	Sydenham Hill Estate	Flat 15	Dunton Court	Sydenham Hill	London	SE23 3PJ
E-SY	Sydenham Hill Estate	Flat 16	Dunton Court	Sydenham Hill	London	SE23 3PJ
E-SY	Sydenham Hill Estate	Flat 17	Dunton Court	Sydenham Hill	London	SE23 3PJ
E-SY	Sydenham Hill Estate	Flat 18	Dunton Court	Sydenham Hill	London	SE23 3PJ
E-SY	Sydenham Hill Estate	Flat 19	Dunton Court	Sydenham Hill	London	SE23 3PJ
E-SY	Sydenham Hill Estate	Flat 20	Dunton Court	Sydenham Hill	London	SE23 3PJ
E-SY	Sydenham Hill Estate		1	Lapse Wood Walk	London	SE23 3PR
E-SY	Sydenham Hill Estate		3	Lapse Wood Walk	London	SE23 3PR
E-SY	Sydenham Hill Estate		5	Lapse Wood Walk	London	SE23 3PR
E-SY	Sydenham Hill Estate		7	Lapse Wood Walk	London	SE23 3PR
E-SY	Sydenham Hill Estate		9	Lapse Wood Walk	London	SE23 3PR
E-SY	Sydenham Hill Estate		11	Lapse Wood Walk	London	SE23 3PR
E-SY	Sydenham Hill Estate		14	Lapse Wood Walk	London	SE23 3PR
E-SY	Sydenham Hill Estate		16	Lapse Wood Walk	London	SE23 3PR
E-SY	Sydenham Hill Estate		18	Lapse Wood Walk	London	SE23 3PR
E-SY	Sydenham Hill Estate	1	North Crofts	Sydenham Hill	London	SE23 3PS
E-SY	Sydenham Hill Estate	2	North Crofts	Sydenham Hill	London	SE23 3PS
E-SY	Sydenham Hill Estate	3	North Crofts	Sydenham Hill	London	SE23 3PS
E-SY	Sydenham Hill Estate	4	North Crofts	Sydenham Hill	London	SE23 3PS
E-SY	Sydenham Hill Estate	5	North Crofts	Sydenham Hill	London	SE23 3PS
E-SY	Sydenham Hill Estate	6	North Crofts	Sydenham Hill	London	SE23 3PS
E-SY	Sydenham Hill Estate	7	North Crofts	Sydenham Hill	London	SE23 3PS
E-SY	Sydenham Hill Estate	8	North Crofts	Sydenham Hill	London	SE23 3PS
E-SY	Sydenham Hill Estate	9	North Crofts	Sydenham Hill	London	SE23 3PS

<i>Housing estate permit parking zone identifier</i>	<i>Name of housing estate permit parking zone</i>	<i>Address line 1</i>	<i>Address line 2</i>	<i>Street name</i>	<i>City</i>	<i>Postcode</i>
E-SY	Sydenham Hill Estate	10	North Crofts	Sydenham Hill	London	SE23 3PS
E-SY	Sydenham Hill Estate	11	North Crofts	Sydenham Hill	London	SE23 3PS
E-SY	Sydenham Hill Estate	12	North Crofts	Sydenham Hill	London	SE23 3PS
E-SY	Sydenham Hill Estate	13	North Crofts	Sydenham Hill	London	SE23 3PS
E-SY	Sydenham Hill Estate	14	North Crofts	Sydenham Hill	London	SE23 3PS
E-SY	Sydenham Hill Estate	15	North Crofts	Sydenham Hill	London	SE23 3PS
E-SY	Sydenham Hill Estate	17	North Crofts	Sydenham Hill	London	SE23 3PS
E-SY	Sydenham Hill Estate	18	North Crofts	Sydenham Hill	London	SE23 3PS
E-SY	Sydenham Hill Estate	19	North Crofts	Sydenham Hill	London	SE23 3PS
E-SY	Sydenham Hill Estate	20	North Crofts	Sydenham Hill	London	SE23 3PS
E-SY	Sydenham Hill Estate	21	North Crofts	Sydenham Hill	London	SE23 3PS
E-SY	Sydenham Hill Estate	22	North Crofts	Sydenham Hill	London	SE23 3PS
E-SY	Sydenham Hill Estate	23	North Crofts	Sydenham Hill	London	SE23 3PS
E-SY	Sydenham Hill Estate	24	North Crofts	Sydenham Hill	London	SE23 3PS
E-SY	Sydenham Hill Estate	25	North Crofts	Sydenham Hill	London	SE23 3PS
E-SY	Sydenham Hill Estate	26	North Crofts	Sydenham Hill	London	SE23 3PS
E-SY	Sydenham Hill Estate	27	North Crofts	Sydenham Hill	London	SE23 3PS
E-SY	Sydenham Hill Estate	28	North Crofts	Sydenham Hill	London	SE23 3PS
E-SY	Sydenham Hill Estate	29	North Crofts	Sydenham Hill	London	SE23 3PS
E-SY	Sydenham Hill Estate	30	North Crofts	Sydenham Hill	London	SE23 3PS
E-SY	Sydenham Hill Estate	31	North Crofts	Sydenham Hill	London	SE23 3PS
E-SY	Sydenham Hill Estate	32	North Crofts	Sydenham Hill	London	SE23 3PS
E-SY	Sydenham Hill Estate	33	North Crofts	Sydenham Hill	London	SE23 3PS
E-SY	Sydenham Hill Estate	34	North Crofts	Sydenham Hill	London	SE23 3PS
E-SY	Sydenham Hill Estate	35	North Crofts	Sydenham Hill	London	SE23 3PS
E-SY	Sydenham Hill Estate	36	North Crofts	Sydenham Hill	London	SE23 3PS
E-SY	Sydenham Hill Estate	37	North Crofts	Sydenham Hill	London	SE23 3PS



<i>Housing estate permit parking zone identifier</i>	<i>Name of housing estate permit parking zone</i>	<i>Address line 1</i>	<i>Address line 2</i>	<i>Street name</i>	<i>City</i>	<i>Postcode</i>
E-SY	Sydenham Hill Estate	38	North Crofts	Sydenham Hill	London	SE23 3PS
E-SY	Sydenham Hill Estate	39	North Crofts	Sydenham Hill	London	SE23 3PS
E-SY	Sydenham Hill Estate	40	North Crofts	Sydenham Hill	London	SE23 3PS
E-SY	Sydenham Hill Estate	41	North Crofts	Sydenham Hill	London	SE23 3PS
E-SY	Sydenham Hill Estate	42	North Crofts	Sydenham Hill	London	SE23 3PS
E-SY	Sydenham Hill Estate	43	North Crofts	Sydenham Hill	London	SE23 3PS
E-SY	Sydenham Hill Estate	44	North Crofts	Sydenham Hill	London	SE23 3PS
E-SY	Sydenham Hill Estate	45	North Crofts	Sydenham Hill	London	SE23 3PS
E-SY	Sydenham Hill Estate	46	North Crofts	Sydenham Hill	London	SE23 3PS
E-SY	Sydenham Hill Estate	47	North Crofts	Sydenham Hill	London	SE23 3PS
E-SY	Sydenham Hill Estate	48	North Crofts	Sydenham Hill	London	SE23 3PS
E-SY	Sydenham Hill Estate	49	North Crofts	Sydenham Hill	London	SE23 3PS
E-SY	Sydenham Hill Estate	50	North Crofts	Sydenham Hill	London	SE23 3PS
E-SY	Sydenham Hill Estate	51	North Crofts	Sydenham Hill	London	SE23 3PS
E-SY	Sydenham Hill Estate	52	North Crofts	Sydenham Hill	London	SE23 3PS
E-SY	Sydenham Hill Estate	53	North Crofts	Sydenham Hill	London	SE23 3PS
E-SY	Sydenham Hill Estate	54	North Crofts	Sydenham Hill	London	SE23 3PS
E-SY	Sydenham Hill Estate	55	North Crofts	Sydenham Hill	London	SE23 3PS
E-SY	Sydenham Hill Estate	56	North Crofts	Sydenham Hill	London	SE23 3PS
E-SY	Sydenham Hill Estate	57	North Crofts	Sydenham Hill	London	SE23 3PS
E-SY	Sydenham Hill Estate	58	North Crofts	Sydenham Hill	London	SE23 3PS
E-SY	Sydenham Hill Estate	59	North Crofts	Sydenham Hill	London	SE23 3PS
E-SY	Sydenham Hill Estate	60	North Crofts	Sydenham Hill	London	SE23 3PS
E-SY	Sydenham Hill Estate	61	North Crofts	Sydenham Hill	London	SE23 3PS
E-SY	Sydenham Hill Estate	62	North Crofts	Sydenham Hill	London	SE23 3PS
E-SY	Sydenham Hill Estate	63	North Crofts	Sydenham Hill	London	SE23 3PS
E-SY	Sydenham Hill Estate	64	North Crofts	Sydenham Hill	London	SE23 3PS

<i>Housing estate permit parking zone identifier</i>	<i>Name of housing estate permit parking zone</i>	<i>Address line 1</i>	<i>Address line 2</i>	<i>Street name</i>	<i>City</i>	<i>Postcode</i>
E-SY	Sydenham Hill Estate	65	North Crofts	Sydenham Hill	London	SE23 3PS
E-SY	Sydenham Hill Estate	66	North Crofts	Sydenham Hill	London	SE23 3PS
E-SY	Sydenham Hill Estate	67	North Crofts	Sydenham Hill	London	SE23 3PS
E-SY	Sydenham Hill Estate	68	North Crofts	Sydenham Hill	London	SE23 3PS
E-SY	Sydenham Hill Estate	69	North Crofts	Sydenham Hill	London	SE23 3PS
E-SY	Sydenham Hill Estate	Flat 1	Parfew Court	Sydenham Hill	London	SE23 3PP
E-SY	Sydenham Hill Estate	Flat 2	Parfew Court	Sydenham Hill	London	SE23 3PP
E-SY	Sydenham Hill Estate	Flat 3	Parfew Court	Sydenham Hill	London	SE23 3PP
E-SY	Sydenham Hill Estate	Flat 4	Parfew Court	Sydenham Hill	London	SE23 3PP
E-SY	Sydenham Hill Estate	Flat 5	Parfew Court	Sydenham Hill	London	SE23 3PP
E-SY	Sydenham Hill Estate	Flat 6	Parfew Court	Sydenham Hill	London	SE23 3PP
E-SY	Sydenham Hill Estate		161	Sydenham Hill	London	SE23 3PH
E-SY	Sydenham Hill Estate		163	Sydenham Hill	London	SE23 3PH
E-SY	Sydenham Hill Estate		165	Sydenham Hill	London	SE23 3PH
E-SY	Sydenham Hill Estate		167	Sydenham Hill	London	SE23 3PH
E-SY	Sydenham Hill Estate		169	Sydenham Hill	London	SE23 3PH
E-SY	Sydenham Hill Estate		171	Sydenham Hill	London	SE23 3PH
E-SY	Sydenham Hill Estate		173	Sydenham Hill	London	SE23 3PH
E-SY	Sydenham Hill Estate		175	Sydenham Hill	London	SE23 3PH
E-SY	Sydenham Hill Estate		177	Sydenham Hill	London	SE23 3PH
E-SY	Sydenham Hill Estate		179	Sydenham Hill	London	SE23 3PH
E-SY	Sydenham Hill Estate		181	Sydenham Hill	London	SE23 3PH
E-SY	Sydenham Hill Estate		183	Sydenham Hill	London	SE23 3PH
E-SY	Sydenham Hill Estate	Flat 1	Thetford Court	Sydenham Hill	London	SE23 3PN
E-SY	Sydenham Hill Estate	Flat 2	Thetford Court	Sydenham Hill	London	SE23 3PN
E-SY	Sydenham Hill Estate	Flat 3	Thetford Court	Sydenham Hill	London	SE23 3PN
E-SY	Sydenham Hill Estate	Flat 4	Thetford Court	Sydenham Hill	London	SE23 3PN

<i>Housing estate permit parking zone identifier</i>	<i>Name of housing estate permit parking zone</i>	<i>Address line 1</i>	<i>Address line 2</i>	<i>Street name</i>	<i>City</i>	<i>Postcode</i>
E-SY	Sydenham Hill Estate	Flat 5	Thetford Court	Sydenham Hill	London	SE23 3PN
E-SY	Sydenham Hill Estate	Flat 6	Thetford Court	Sydenham Hill	London	SE23 3PN
E-SY	Sydenham Hill Estate	Flat 7	Thetford Court	Sydenham Hill	London	SE23 3PN
E-SY	Sydenham Hill Estate	Flat 8	Thetford Court	Sydenham Hill	London	SE23 3PN
E-SY	Sydenham Hill Estate	Flat 9	Thetford Court	Sydenham Hill	London	SE23 3PN
E-SY	Sydenham Hill Estate	Flat 10	Thetford Court	Sydenham Hill	London	SE23 3PN
E-SY	Sydenham Hill Estate	Flat 11	Thetford Court	Sydenham Hill	London	SE23 3PN
E-TBC	Tabard Estate Central	Flat 1	Aylesford House	Long Lane	London	SE1 4BL
E-TBC	Tabard Estate Central	Flat 2	Aylesford House	Long Lane	London	SE1 4BL
E-TBC	Tabard Estate Central	Flat 3	Aylesford House	Long Lane	London	SE1 4BL
E-TBC	Tabard Estate Central	Flat 4	Aylesford House	Long Lane	London	SE1 4BL
E-TBC	Tabard Estate Central	Flat 5	Aylesford House	Long Lane	London	SE1 4BL
E-TBC	Tabard Estate Central	Flat 6	Aylesford House	Long Lane	London	SE1 4BL
E-TBC	Tabard Estate Central	Flat 7	Aylesford House	Long Lane	London	SE1 4BL
E-TBC	Tabard Estate Central	Flat 8	Aylesford House	Long Lane	London	SE1 4BL
E-TBC	Tabard Estate Central	Flat 9	Aylesford House	Long Lane	London	SE1 4BL
E-TBC	Tabard Estate Central	Flat 10	Aylesford House	Long Lane	London	SE1 4BL
E-TBC	Tabard Estate Central	Flat 11	Aylesford House	Long Lane	London	SE1 4BL
E-TBC	Tabard Estate Central	Flat 12	Aylesford House	Long Lane	London	SE1 4BL
E-TBC	Tabard Estate Central	Flat 13	Aylesford House	Long Lane	London	SE1 4BL
E-TBC	Tabard Estate Central	Flat 14	Aylesford House	Long Lane	London	SE1 4BL
E-TBC	Tabard Estate Central	Flat 15	Aylesford House	Long Lane	London	SE1 4BL
E-TBC	Tabard Estate Central	Flat 16	Aylesford House	Long Lane	London	SE1 4BL
E-TBC	Tabard Estate Central	Flat 17	Aylesford House	Long Lane	London	SE1 4BL
E-TBC	Tabard Estate Central	Flat 18	Aylesford House	Long Lane	London	SE1 4BL
E-TBC	Tabard Estate Central	Flat 19	Aylesford House	Long Lane	London	SE1 4BL
E-TBC	Tabard Estate Central	Flat 20	Aylesford House	Long Lane	London	SE1 4BL

<i>Housing estate permit parking zone identifier</i>	<i>Name of housing estate permit parking zone</i>	<i>Address line 1</i>	<i>Address line 2</i>	<i>Street name</i>	<i>City</i>	<i>Postcode</i>
E-TBC	Tabard Estate Central	Flat 21	Aylesford House	Long Lane	London	SE1 4BL
E-TBC	Tabard Estate Central	Flat 22	Aylesford House	Long Lane	London	SE1 4BL
E-TBC	Tabard Estate Central	Flat 23	Aylesford House	Long Lane	London	SE1 4BL
E-TBC	Tabard Estate Central	Flat 24	Aylesford House	Long Lane	London	SE1 4BL
E-TBC	Tabard Estate Central	Flat 25	Aylesford House	Long Lane	London	SE1 4BL
E-TBC	Tabard Estate Central	Flat 26	Aylesford House	Long Lane	London	SE1 4BL
E-TBC	Tabard Estate Central	Flat 27	Aylesford House	Long Lane	London	SE1 4BL
E-TBC	Tabard Estate Central	Flat 28	Aylesford House	Long Lane	London	SE1 4BL
E-TBC	Tabard Estate Central	Flat 29	Aylesford House	Long Lane	London	SE1 4BL
E-TBC	Tabard Estate Central	Flat 30	Aylesford House	Long Lane	London	SE1 4BL
E-TBC	Tabard Estate Central	Flat 31	Aylesford House	Long Lane	London	SE1 4BL
E-TBC	Tabard Estate Central	Flat 32	Aylesford House	Long Lane	London	SE1 4BL
E-TBC	Tabard Estate Central	Flat 33	Aylesford House	Long Lane	London	SE1 4BL
E-TBC	Tabard Estate Central	Flat 34	Aylesford House	Long Lane	London	SE1 4BL
E-TBC	Tabard Estate Central	Flat 35	Aylesford House	Long Lane	London	SE1 4BL
E-TBC	Tabard Estate Central	Flat 36	Aylesford House	Long Lane	London	SE1 4BL
E-TBC	Tabard Estate Central	Flat 37	Aylesford House	Long Lane	London	SE1 4BL
E-TBC	Tabard Estate Central	Flat 38	Aylesford House	Long Lane	London	SE1 4BL
E-TBC	Tabard Estate Central	Flat 39	Aylesford House	Long Lane	London	SE1 4BL
E-TBC	Tabard Estate Central	Flat 40	Aylesford House	Long Lane	London	SE1 4BL
E-TBC	Tabard Estate Central	Flat 41	Aylesford House	Long Lane	London	SE1 4BL
E-TBC	Tabard Estate Central	Flat 42	Aylesford House	Long Lane	London	SE1 4BL
E-TBC	Tabard Estate Central	Flat 43	Aylesford House	Long Lane	London	SE1 4BL
E-TBC	Tabard Estate Central	Flat 44	Aylesford House	Long Lane	London	SE1 4BL
E-TBC	Tabard Estate Central	Flat 45	Aylesford House	Long Lane	London	SE1 4BL
E-TBC	Tabard Estate Central	Flat 1	Crayford House	Staple Street	London	SE1 4BU
E-TBC	Tabard Estate Central	Flat 2	Crayford House	Staple Street	London	SE1 4BU

<i>Housing estate permit parking zone identifier</i>	<i>Name of housing estate permit parking zone</i>	<i>Address line 1</i>	<i>Address line 2</i>	<i>Street name</i>	<i>City</i>	<i>Postcode</i>
E-TBC	Tabard Estate Central	Flat 3	Crayford House	Staple Street	London	SE1 4BU
E-TBC	Tabard Estate Central	Flat 4	Crayford House	Staple Street	London	SE1 4BU
E-TBC	Tabard Estate Central	Flat 5	Crayford House	Staple Street	London	SE1 4BU
E-TBC	Tabard Estate Central	Flat 6	Crayford House	Staple Street	London	SE1 4BU
E-TBC	Tabard Estate Central	Flat 7	Crayford House	Staple Street	London	SE1 4BU
E-TBC	Tabard Estate Central	Flat 8	Crayford House	Staple Street	London	SE1 4BU
E-TBC	Tabard Estate Central	Flat 9	Crayford House	Staple Street	London	SE1 4BU
E-TBC	Tabard Estate Central	Flat 10	Crayford House	Staple Street	London	SE1 4BU
E-TBC	Tabard Estate Central	Flat 11	Crayford House	Staple Street	London	SE1 4BU
E-TBC	Tabard Estate Central	Flat 12	Crayford House	Staple Street	London	SE1 4BU
E-TBC	Tabard Estate Central	Flat 13	Crayford House	Staple Street	London	SE1 4BU
E-TBC	Tabard Estate Central	Flat 14	Crayford House	Staple Street	London	SE1 4BU
E-TBC	Tabard Estate Central	Flat 15	Crayford House	Staple Street	London	SE1 4BU
E-TBC	Tabard Estate Central	Flat 16	Crayford House	Staple Street	London	SE1 4BU
E-TBC	Tabard Estate Central	Flat 17	Crayford House	Staple Street	London	SE1 4BU
E-TBC	Tabard Estate Central	Flat 18	Crayford House	Staple Street	London	SE1 4BU
E-TBC	Tabard Estate Central	Flat 19	Crayford House	Staple Street	London	SE1 4BU
E-TBC	Tabard Estate Central	Flat 20	Crayford House	Staple Street	London	SE1 4BU
E-TBC	Tabard Estate Central	Flat 21	Crayford House	Staple Street	London	SE1 4BU
E-TBC	Tabard Estate Central	Flat 22	Crayford House	Staple Street	London	SE1 4BU
E-TBC	Tabard Estate Central	Flat 23	Crayford House	Staple Street	London	SE1 4BU
E-TBC	Tabard Estate Central	Flat 24	Crayford House	Staple Street	London	SE1 4BU
E-TBC	Tabard Estate Central	Flat 25	Crayford House	Staple Street	London	SE1 4BU
E-TBC	Tabard Estate Central	Flat 26	Crayford House	Staple Street	London	SE1 4BU
E-TBC	Tabard Estate Central	Flat 27	Crayford House	Staple Street	London	SE1 4BU
E-TBC	Tabard Estate Central	Flat 28	Crayford House	Staple Street	London	SE1 4BU
E-TBC	Tabard Estate Central	Flat 29	Crayford House	Staple Street	London	SE1 4BU

<i>Housing estate permit parking zone identifier</i>	<i>Name of housing estate permit parking zone</i>	<i>Address line 1</i>	<i>Address line 2</i>	<i>Street name</i>	<i>City</i>	<i>Postcode</i>
E-TBC	Tabard Estate Central	Flat 30	Crayford House	Staple Street	London	SE1 4BU
E-TBC	Tabard Estate Central	Flat 31	Crayford House	Staple Street	London	SE1 4BU
E-TBC	Tabard Estate Central	Flat 32	Crayford House	Staple Street	London	SE1 4BU
E-TBC	Tabard Estate Central	Flat 33	Crayford House	Staple Street	London	SE1 4BU
E-TBC	Tabard Estate Central	Flat 34	Crayford House	Staple Street	London	SE1 4BU
E-TBC	Tabard Estate Central	Flat 35	Crayford House	Staple Street	London	SE1 4BU
E-TBC	Tabard Estate Central	Flat 1	Dunkirk House	Long Lane	London	SE1 4BT
E-TBC	Tabard Estate Central	Flat 2	Dunkirk House	Long Lane	London	SE1 4BT
E-TBC	Tabard Estate Central	Flat 3	Dunkirk House	Long Lane	London	SE1 4BT
E-TBC	Tabard Estate Central	Flat 4	Dunkirk House	Long Lane	London	SE1 4BT
E-TBC	Tabard Estate Central	Flat 5	Dunkirk House	Long Lane	London	SE1 4BT
E-TBC	Tabard Estate Central	Flat 6	Dunkirk House	Long Lane	London	SE1 4BT
E-TBC	Tabard Estate Central	Flat 7	Dunkirk House	Long Lane	London	SE1 4BT
E-TBC	Tabard Estate Central	Flat 8	Dunkirk House	Long Lane	London	SE1 4BT
E-TBC	Tabard Estate Central	Flat 9	Dunkirk House	Long Lane	London	SE1 4BT
E-TBC	Tabard Estate Central	Flat 10	Dunkirk House	Long Lane	London	SE1 4BT
E-TBC	Tabard Estate Central	Flat 11	Dunkirk House	Long Lane	London	SE1 4BT
E-TBC	Tabard Estate Central	Flat 12	Dunkirk House	Long Lane	London	SE1 4BT
E-TBC	Tabard Estate Central	Flat 13	Dunkirk House	Long Lane	London	SE1 4BT
E-TBC	Tabard Estate Central	Flat 14	Dunkirk House	Long Lane	London	SE1 4BT
E-TBC	Tabard Estate Central	Flat 15	Dunkirk House	Long Lane	London	SE1 4BT
E-TBC	Tabard Estate Central	Flat 1	Eastwell House	Weston Street	London	SE1 4DH
E-TBC	Tabard Estate Central	Flat 2	Eastwell House	Weston Street	London	SE1 4DH
E-TBC	Tabard Estate Central	Flat 3	Eastwell House	Weston Street	London	SE1 4DH
E-TBC	Tabard Estate Central	Flat 4	Eastwell House	Weston Street	London	SE1 4DH
E-TBC	Tabard Estate Central	Flat 5	Eastwell House	Weston Street	London	SE1 4DH
E-TBC	Tabard Estate Central	Flat 6	Eastwell House	Weston Street	London	SE1 4DH

<i>Housing estate permit parking zone identifier</i>	<i>Name of housing estate permit parking zone</i>	<i>Address line 1</i>	<i>Address line 2</i>	<i>Street name</i>	<i>City</i>	<i>Postcode</i>
E-TBC	Tabard Estate Central	Flat 7	Eastwell House	Weston Street	London	SE1 4DH
E-TBC	Tabard Estate Central	Flat 8	Eastwell House	Weston Street	London	SE1 4DH
E-TBC	Tabard Estate Central	Flat 9	Eastwell House	Weston Street	London	SE1 4DH
E-TBC	Tabard Estate Central	Flat 10	Eastwell House	Weston Street	London	SE1 4DH
E-TBC	Tabard Estate Central	Flat 11	Eastwell House	Weston Street	London	SE1 4DH
E-TBC	Tabard Estate Central	Flat 12	Eastwell House	Weston Street	London	SE1 4DH
E-TBC	Tabard Estate Central	Flat 13	Eastwell House	Weston Street	London	SE1 4DH
E-TBC	Tabard Estate Central	Flat 14	Eastwell House	Weston Street	London	SE1 4DH
E-TBC	Tabard Estate Central	Flat 15	Eastwell House	Weston Street	London	SE1 4DH
E-TBC	Tabard Estate Central	Flat 16	Eastwell House	Weston Street	London	SE1 4DH
E-TBC	Tabard Estate Central	Flat 17	Eastwell House	Weston Street	London	SE1 4DH
E-TBC	Tabard Estate Central	Flat 18	Eastwell House	Weston Street	London	SE1 4DH
E-TBC	Tabard Estate Central	Flat 19	Eastwell House	Weston Street	London	SE1 4DH
E-TBC	Tabard Estate Central	Flat 20	Eastwell House	Weston Street	London	SE1 4DH
E-TBC	Tabard Estate Central	Flat 21	Eastwell House	Weston Street	London	SE1 4DH
E-TBC	Tabard Estate Central	Flat 22	Eastwell House	Weston Street	London	SE1 4DH
E-TBC	Tabard Estate Central	Flat 23	Eastwell House	Weston Street	London	SE1 4DH
E-TBC	Tabard Estate Central	Flat 24	Eastwell House	Weston Street	London	SE1 4DH
E-TBC	Tabard Estate Central	Flat 25	Eastwell House	Weston Street	London	SE1 4DH
E-TBC	Tabard Estate Central	Flat 26	Eastwell House	Weston Street	London	SE1 4DH
E-TBC	Tabard Estate Central	Flat 27	Eastwell House	Weston Street	London	SE1 4DH
E-TBC	Tabard Estate Central	Flat 28	Eastwell House	Weston Street	London	SE1 4DH
E-TBC	Tabard Estate Central	Flat 29	Eastwell House	Weston Street	London	SE1 4DH
E-TBC	Tabard Estate Central	Flat 30	Eastwell House	Weston Street	London	SE1 4DH
E-TBC	Tabard Estate Central	Flat 31	Eastwell House	Weston Street	London	SE1 4DH
E-TBC	Tabard Estate Central	Flat 32	Eastwell House	Weston Street	London	SE1 4DH
E-TBC	Tabard Estate Central	Flat 33	Eastwell House	Weston Street	London	SE1 4DH

<i>Housing estate permit parking zone identifier</i>	<i>Name of housing estate permit parking zone</i>	<i>Address line 1</i>	<i>Address line 2</i>	<i>Street name</i>	<i>City</i>	<i>Postcode</i>
E-TBC	Tabard Estate Central	Flat 34	Eastwell House	Weston Street	London	SE1 4DH
E-TBC	Tabard Estate Central	Flat 35	Eastwell House	Weston Street	London	SE1 4DH
E-TBC	Tabard Estate Central	Flat 36	Eastwell House	Weston Street	London	SE1 4DH
E-TBC	Tabard Estate Central	Flat 37	Eastwell House	Weston Street	London	SE1 4DH
E-TBC	Tabard Estate Central	Flat 38	Eastwell House	Weston Street	London	SE1 4DH
E-TBC	Tabard Estate Central	Flat 39	Eastwell House	Weston Street	London	SE1 4DH
E-TBC	Tabard Estate Central	Flat 40	Eastwell House	Weston Street	London	SE1 4DH
E-TBC	Tabard Estate Central	Flat 41	Eastwell House	Weston Street	London	SE1 4DH
E-TBC	Tabard Estate Central	Flat 42	Eastwell House	Weston Street	London	SE1 4DH
E-TBC	Tabard Estate Central	Flat 42A	Eastwell House	Weston Street	London	SE1 4DH
E-TBC	Tabard Estate Central	Flat 43	Eastwell House	Weston Street	London	SE1 4DH
E-TBC	Tabard Estate Central	Flat 44	Eastwell House	Weston Street	London	SE1 4DH
E-TBC	Tabard Estate Central	Flat 45	Eastwell House	Weston Street	London	SE1 4DH
E-TBC	Tabard Estate Central	Flat 46	Eastwell House	Weston Street	London	SE1 4DH
E-TBC	Tabard Estate Central	Flat 47	Eastwell House	Weston Street	London	SE1 4DH
E-TBC	Tabard Estate Central	Flat 48	Eastwell House	Weston Street	London	SE1 4DH
E-TBC	Tabard Estate Central	Flat 49	Eastwell House	Weston Street	London	SE1 4DJ
E-TBC	Tabard Estate Central	Flat 50	Eastwell House	Weston Street	London	SE1 4DJ
E-TBC	Tabard Estate Central	Flat 51	Eastwell House	Weston Street	London	SE1 4DJ
E-TBC	Tabard Estate Central	Flat 52	Eastwell House	Weston Street	London	SE1 4DJ
E-TBC	Tabard Estate Central	Flat 53	Eastwell House	Weston Street	London	SE1 4DJ
E-TBC	Tabard Estate Central	Flat 54	Eastwell House	Weston Street	London	SE1 4DJ
E-TBC	Tabard Estate Central	Flat 55	Eastwell House	Weston Street	London	SE1 4DJ
E-TBC	Tabard Estate Central	Flat 56	Eastwell House	Weston Street	London	SE1 4DJ
E-TBC	Tabard Estate Central	Flat 56A	Eastwell House	Weston Street	London	SE1 4DJ
E-TBC	Tabard Estate Central	Flat 57	Eastwell House	Weston Street	London	SE1 4DJ
E-TBC	Tabard Estate Central	Flat 58	Eastwell House	Weston Street	London	SE1 4DJ



<i>Housing estate permit parking zone identifier</i>	<i>Name of housing estate permit parking zone</i>	<i>Address line 1</i>	<i>Address line 2</i>	<i>Street name</i>	<i>City</i>	<i>Postcode</i>
E-TBC	Tabard Estate Central	Flat 59	Eastwell House	Weston Street	London	SE1 4DJ
E-TBC	Tabard Estate Central	Flat 60	Eastwell House	Weston Street	London	SE1 4DJ
E-TBC	Tabard Estate Central	Flat 61	Eastwell House	Weston Street	London	SE1 4DJ
E-TBC	Tabard Estate Central	Flat 62	Eastwell House	Weston Street	London	SE1 4DJ
E-TBC	Tabard Estate Central	Flat 63	Eastwell House	Weston Street	London	SE1 4DJ
E-TBC	Tabard Estate Central	Flat 64	Eastwell House	Weston Street	London	SE1 4DJ
E-TBC	Tabard Estate Central	Flat 65	Eastwell House	Weston Street	London	SE1 4DJ
E-TBC	Tabard Estate Central	Flat 66	Eastwell House	Weston Street	London	SE1 4DJ
E-TBC	Tabard Estate Central	Flat 67	Eastwell House	Weston Street	London	SE1 4DJ
E-TBC	Tabard Estate Central	Flat 68	Eastwell House	Weston Street	London	SE1 4DJ
E-TBC	Tabard Estate Central	Flat 69	Eastwell House	Weston Street	London	SE1 4DJ
E-TBC	Tabard Estate Central	Flat 70	Eastwell House	Weston Street	London	SE1 4DJ
E-TBC	Tabard Estate Central	Flat 71	Eastwell House	Weston Street	London	SE1 4DJ
E-TBC	Tabard Estate Central	Flat 72	Eastwell House	Weston Street	London	SE1 4DJ
E-TBC	Tabard Estate Central	Flat 73	Eastwell House	Weston Street	London	SE1 4DJ
E-TBC	Tabard Estate Central	Flat 1	Halling House	Long Lane	London	SE1 4BA
E-TBC	Tabard Estate Central	Flat 2	Halling House	Long Lane	London	SE1 4BA
E-TBC	Tabard Estate Central	Flat 3	Halling House	Long Lane	London	SE1 4BA
E-TBC	Tabard Estate Central	Flat 4	Halling House	Long Lane	London	SE1 4BA
E-TBC	Tabard Estate Central	Flat 5	Halling House	Long Lane	London	SE1 4BA
E-TBC	Tabard Estate Central	Flat 6	Halling House	Long Lane	London	SE1 4BA
E-TBC	Tabard Estate Central	Flat 7	Halling House	Long Lane	London	SE1 4BA
E-TBC	Tabard Estate Central	Flat 8	Halling House	Long Lane	London	SE1 4BA
E-TBC	Tabard Estate Central	Flat 9	Halling House	Long Lane	London	SE1 4BA
E-TBC	Tabard Estate Central	Flat 10	Halling House	Long Lane	London	SE1 4BA
E-TBC	Tabard Estate Central	Flat 11	Halling House	Long Lane	London	SE1 4BA
E-TBC	Tabard Estate Central	Flat 12	Halling House	Long Lane	London	SE1 4BA

<i>Housing estate permit parking zone identifier</i>	<i>Name of housing estate permit parking zone</i>	<i>Address line 1</i>	<i>Address line 2</i>	<i>Street name</i>	<i>City</i>	<i>Postcode</i>
E-TBC	Tabard Estate Central	Flat 1	Harbledown House	Manciple Street	London	SE1 4LN
E-TBC	Tabard Estate Central	Flat 2	Harbledown House	Manciple Street	London	SE1 4LN
E-TBC	Tabard Estate Central	Flat 3	Harbledown House	Manciple Street	London	SE1 4LN
E-TBC	Tabard Estate Central	Flat 4	Harbledown House	Manciple Street	London	SE1 4LN
E-TBC	Tabard Estate Central	Flat 5	Harbledown House	Manciple Street	London	SE1 4LN
E-TBC	Tabard Estate Central	Flat 6	Harbledown House	Manciple Street	London	SE1 4LN
E-TBC	Tabard Estate Central	Flat 7	Harbledown House	Manciple Street	London	SE1 4LN
E-TBC	Tabard Estate Central	Flat 8	Harbledown House	Manciple Street	London	SE1 4LN
E-TBC	Tabard Estate Central	Flat 9	Harbledown House	Manciple Street	London	SE1 4LN
E-TBC	Tabard Estate Central	Flat 10	Harbledown House	Manciple Street	London	SE1 4LN
E-TBC	Tabard Estate Central	Flat 11	Harbledown House	Manciple Street	London	SE1 4LN
E-TBC	Tabard Estate Central	Flat 12	Harbledown House	Manciple Street	London	SE1 4LN
E-TBC	Tabard Estate Central	Flat 13	Harbledown House	Manciple Street	London	SE1 4LN
E-TBC	Tabard Estate Central	Flat 14	Harbledown House	Manciple Street	London	SE1 4LN
E-TBC	Tabard Estate Central	Flat 15	Harbledown House	Manciple Street	London	SE1 4LN
E-TBC	Tabard Estate Central	Flat 16	Harbledown House	Manciple Street	London	SE1 4LN
E-TBC	Tabard Estate Central	Flat 17	Harbledown House	Manciple Street	London	SE1 4LN
E-TBC	Tabard Estate Central	Flat 18	Harbledown House	Manciple Street	London	SE1 4LN
E-TBC	Tabard Estate Central	Flat 19	Harbledown House	Manciple Street	London	SE1 4LN
E-TBC	Tabard Estate Central	Flat 20	Harbledown House	Manciple Street	London	SE1 4LN
E-TBC	Tabard Estate Central	Flat 21	Harbledown House	Manciple Street	London	SE1 4LN
E-TBC	Tabard Estate Central	Flat 22	Harbledown House	Manciple Street	London	SE1 4LN
E-TBC	Tabard Estate Central	Flat 23	Harbledown House	Manciple Street	London	SE1 4LN
E-TBC	Tabard Estate Central	Flat 24	Harbledown House	Manciple Street	London	SE1 4LN
E-TBC	Tabard Estate Central	Flat 25	Harbledown House	Manciple Street	London	SE1 4LN
E-TBC	Tabard Estate Central	Flat 26	Harbledown House	Manciple Street	London	SE1 4LN
E-TBC	Tabard Estate Central	Flat 27	Harbledown House	Manciple Street	London	SE1 4LN

<i>Housing estate permit parking zone identifier</i>	<i>Name of housing estate permit parking zone</i>	<i>Address line 1</i>	<i>Address line 2</i>	<i>Street name</i>	<i>City</i>	<i>Postcode</i>
E-TBC	Tabard Estate Central	Flat 28	Harbledown House	Manciple Street	London	SE1 4LN
E-TBC	Tabard Estate Central	Flat 29	Harbledown House	Manciple Street	London	SE1 4LN
E-TBC	Tabard Estate Central	Flat 30	Harbledown House	Manciple Street	London	SE1 4LN
E-TBC	Tabard Estate Central	Flat 31	Harbledown House	Manciple Street	London	SE1 4LN
E-TBC	Tabard Estate Central	Flat 32	Harbledown House	Manciple Street	London	SE1 4LN
E-TBC	Tabard Estate Central	Flat 33	Harbledown House	Manciple Street	London	SE1 4LN
E-TBC	Tabard Estate Central	Flat 34	Harbledown House	Manciple Street	London	SE1 4LN
E-TBC	Tabard Estate Central	Flat 35	Harbledown House	Manciple Street	London	SE1 4LN
E-TBC	Tabard Estate Central	Flat 36	Harbledown House	Manciple Street	London	SE1 4LN
E-TBC	Tabard Estate Central	Flat 37	Harbledown House	Manciple Street	London	SE1 4LN
E-TBC	Tabard Estate Central	Flat 38	Harbledown House	Manciple Street	London	SE1 4LN
E-TBC	Tabard Estate Central	Flat 1	Kemsing House	Weston Street	London	SE1 4LX
E-TBC	Tabard Estate Central	Flat 2	Kemsing House	Weston Street	London	SE1 4LX
E-TBC	Tabard Estate Central	Flat 3	Kemsing House	Weston Street	London	SE1 4LX
E-TBC	Tabard Estate Central	Flat 4	Kemsing House	Weston Street	London	SE1 4LX
E-TBC	Tabard Estate Central	Flat 5	Kemsing House	Weston Street	London	SE1 4LX
E-TBC	Tabard Estate Central	Flat 6	Kemsing House	Weston Street	London	SE1 4LX
E-TBC	Tabard Estate Central	Flat 7	Kemsing House	Weston Street	London	SE1 4LX
E-TBC	Tabard Estate Central	Flat 8	Kemsing House	Weston Street	London	SE1 4LX
E-TBC	Tabard Estate Central	Flat 9	Kemsing House	Weston Street	London	SE1 4LX
E-TBC	Tabard Estate Central	Flat 10	Kemsing House	Weston Street	London	SE1 4LX
E-TBC	Tabard Estate Central	Flat 11	Kemsing House	Weston Street	London	SE1 4LX
E-TBC	Tabard Estate Central	Flat 12	Kemsing House	Weston Street	London	SE1 4LX
E-TBC	Tabard Estate Central	Flat 13	Kemsing House	Weston Street	London	SE1 4LX
E-TBC	Tabard Estate Central	Flat 14	Kemsing House	Weston Street	London	SE1 4LX
E-TBC	Tabard Estate Central	Flat 15	Kemsing House	Weston Street	London	SE1 4LX
E-TBC	Tabard Estate Central	Flat 1	100	Long Lane	London	SE1 4BW

<i>Housing estate permit parking zone identifier</i>	<i>Name of housing estate permit parking zone</i>	<i>Address line 1</i>	<i>Address line 2</i>	<i>Street name</i>	<i>City</i>	<i>Postcode</i>
E-TBC	Tabard Estate Central	Flat 2	100	Long Lane	London	SE1 4BW
E-TBC	Tabard Estate Central	Flat 3	100	Long Lane	London	SE1 4BW
E-TBC	Tabard Estate Central	Flat 4	100	Long Lane	London	SE1 4BW
E-TBC	Tabard Estate Central	Flat 5	100	Long Lane	London	SE1 4BW
E-TBC	Tabard Estate Central	Flat 6	100	Long Lane	London	SE1 4BW
E-TBC	Tabard Estate Central	Flat 7	100	Long Lane	London	SE1 4BW
E-TBC	Tabard Estate Central	Flat 8	100	Long Lane	London	SE1 4BW
E-TBC	Tabard Estate Central	Flat 9	100	Long Lane	London	SE1 4BW
E-TBC	Tabard Estate Central	Flat 10	100	Long Lane	London	SE1 4BW
E-TBC	Tabard Estate Central	Flat 1	102	Long Lane	London	SE1 4BN
E-TBC	Tabard Estate Central	Flat 2	102	Long Lane	London	SE1 4BN
E-TBC	Tabard Estate Central	Flat 3	102	Long Lane	London	SE1 4BN
E-TBC	Tabard Estate Central	Flat 4	102	Long Lane	London	SE1 4BN
E-TBC	Tabard Estate Central	Flat 5	102	Long Lane	London	SE1 4BN
E-TBC	Tabard Estate Central	Flat 6	102	Long Lane	London	SE1 4BN
E-TBC	Tabard Estate Central	Flat 7	102	Long Lane	London	SE1 4BN
E-TBC	Tabard Estate Central	Flat 8	102	Long Lane	London	SE1 4BN
E-TBC	Tabard Estate Central	Flat 9	102	Long Lane	London	SE1 4BN
E-TBC	Tabard Estate Central	Flat 10	102	Long Lane	London	SE1 4BN
E-TBC	Tabard Estate Central	Flat 1	Lenham House	Staple Street	London	SE1 4DQ
E-TBC	Tabard Estate Central	Flat 2	Lenham House	Staple Street	London	SE1 4DQ
E-TBC	Tabard Estate Central	Flat 3	Lenham House	Staple Street	London	SE1 4DQ
E-TBC	Tabard Estate Central	Flat 4	Lenham House	Staple Street	London	SE1 4DQ
E-TBC	Tabard Estate Central	Flat 5	Lenham House	Staple Street	London	SE1 4DQ
E-TBC	Tabard Estate Central	Flat 6	Lenham House	Staple Street	London	SE1 4DQ
E-TBC	Tabard Estate Central	Flat 7	Lenham House	Staple Street	London	SE1 4DQ
E-TBC	Tabard Estate Central	Flat 8	Lenham House	Staple Street	London	SE1 4DQ

<i>Housing estate permit parking zone identifier</i>	<i>Name of housing estate permit parking zone</i>	<i>Address line 1</i>	<i>Address line 2</i>	<i>Street name</i>	<i>City</i>	<i>Postcode</i>
E-TBC	Tabard Estate Central	Flat 9	Lenham House	Staple Street	London	SE1 4DQ
E-TBC	Tabard Estate Central	Flat 10	Lenham House	Staple Street	London	SE1 4DQ
E-TBC	Tabard Estate Central	Flat 11	Lenham House	Staple Street	London	SE1 4DQ
E-TBC	Tabard Estate Central	Flat 12	Lenham House	Staple Street	London	SE1 4DQ
E-TBC	Tabard Estate Central	Flat 13	Lenham House	Staple Street	London	SE1 4DQ
E-TBC	Tabard Estate Central	Flat 14	Lenham House	Staple Street	London	SE1 4DQ
E-TBC	Tabard Estate Central	Flat 15	Lenham House	Staple Street	London	SE1 4DQ
E-TBC	Tabard Estate Central	Flat 16	Lenham House	Staple Street	London	SE1 4DQ
E-TBC	Tabard Estate Central	Flat 17	Lenham House	Staple Street	London	SE1 4DQ
E-TBC	Tabard Estate Central	Flat 18	Lenham House	Staple Street	London	SE1 4DQ
E-TBC	Tabard Estate Central	Flat 19	Lenham House	Staple Street	London	SE1 4DQ
E-TBC	Tabard Estate Central	Flat 20	Lenham House	Staple Street	London	SE1 4DQ
E-TBC	Tabard Estate Central	Flat 1	Medway House	Hankey Place	London	SE1 4BJ
E-TBC	Tabard Estate Central	Flat 2	Medway House	Hankey Place	London	SE1 4BJ
E-TBC	Tabard Estate Central	Flat 3	Medway House	Hankey Place	London	SE1 4BJ
E-TBC	Tabard Estate Central	Flat 4	Medway House	Hankey Place	London	SE1 4BJ
E-TBC	Tabard Estate Central	Flat 5	Medway House	Hankey Place	London	SE1 4BJ
E-TBC	Tabard Estate Central	Flat 6	Medway House	Hankey Place	London	SE1 4BJ
E-TBC	Tabard Estate Central	Flat 7	Medway House	Hankey Place	London	SE1 4BJ
E-TBC	Tabard Estate Central	Flat 8	Medway House	Hankey Place	London	SE1 4BJ
E-TBC	Tabard Estate Central	Flat 9	Medway House	Hankey Place	London	SE1 4BJ
E-TBC	Tabard Estate Central	Flat 10	Medway House	Hankey Place	London	SE1 4BJ
E-TBC	Tabard Estate Central	Flat 11	Medway House	Hankey Place	London	SE1 4BJ
E-TBC	Tabard Estate Central	Flat 12	Medway House	Hankey Place	London	SE1 4BJ
E-TBC	Tabard Estate Central	Flat 13	Medway House	Hankey Place	London	SE1 4BJ
E-TBC	Tabard Estate Central	Flat 14	Medway House	Hankey Place	London	SE1 4BJ
E-TBC	Tabard Estate Central	Flat 15	Medway House	Hankey Place	London	SE1 4BJ

<i>Housing estate permit parking zone identifier</i>	<i>Name of housing estate permit parking zone</i>	<i>Address line 1</i>	<i>Address line 2</i>	<i>Street name</i>	<i>City</i>	<i>Postcode</i>
E-TBC	Tabard Estate Central	Flat 16	Medway House	Hankey Place	London	SE1 4BJ
E-TBC	Tabard Estate Central	Flat 17	Medway House	Hankey Place	London	SE1 4BJ
E-TBC	Tabard Estate Central	Flat 18	Medway House	Hankey Place	London	SE1 4BJ
E-TBC	Tabard Estate Central	Flat 19	Medway House	Hankey Place	London	SE1 4BJ
E-TBC	Tabard Estate Central	Flat 20	Medway House	Hankey Place	London	SE1 4BJ
E-TBC	Tabard Estate Central	Flat 21	Medway House	Hankey Place	London	SE1 4BJ
E-TBC	Tabard Estate Central	Flat 27	Medway House	Hankey Place	London	SE1 4BJ
E-TBC	Tabard Estate Central	Flat 1	Munro House	100 Long Lane	London	SE1 4BW
E-TBC	Tabard Estate Central	Flat 2	Munro House	100 Long Lane	London	SE1 4BW
E-TBC	Tabard Estate Central	Flat 3	Munro House	100 Long Lane	London	SE1 4BW
E-TBC	Tabard Estate Central	Flat 4	Munro House	100 Long Lane	London	SE1 4BW
E-TBC	Tabard Estate Central	Flat 5	Munro House	100 Long Lane	London	SE1 4BW
E-TBC	Tabard Estate Central	Flat 6	Munro House	100 Long Lane	London	SE1 4BW
E-TBC	Tabard Estate Central	Flat 7	Munro House	100 Long Lane	London	SE1 4BW
E-TBC	Tabard Estate Central	Flat 8	Munro House	100 Long Lane	London	SE1 4BW
E-TBC	Tabard Estate Central	Flat 10	Munro House	100 Long Lane	London	SE1 4BW
E-TBC	Tabard Estate Central	Flat 1	Munro House	102 Long Lane	London	SE1 4BN
E-TBC	Tabard Estate Central	Flat 2	Munro House	102 Long Lane	London	SE1 4BN
E-TBC	Tabard Estate Central	Flat 3	Munro House	102 Long Lane	London	SE1 4BN
E-TBC	Tabard Estate Central	Flat 4	Munro House	102 Long Lane	London	SE1 4BN
E-TBC	Tabard Estate Central	Flat 5	Munro House	102 Long Lane	London	SE1 4BN
E-TBC	Tabard Estate Central	Flat 6	Munro House	102 Long Lane	London	SE1 4BN
E-TBC	Tabard Estate Central	Flat 7	Munro House	102 Long Lane	London	SE1 4BN
E-TBC	Tabard Estate Central	Flat 8	Munro House	102 Long Lane	London	SE1 4BN
E-TBC	Tabard Estate Central	Flat 9	Munro House	102 Long Lane	London	SE1 4BN
E-TBC	Tabard Estate Central	Flat 10	Munro House	102 Long Lane	London	SE1 4BN
E-TBC	Tabard Estate Central	Flat 1	Otford House	Staple Street	London	SE1 4LS

<i>Housing estate permit parking zone identifier</i>	<i>Name of housing estate permit parking zone</i>	<i>Address line 1</i>	<i>Address line 2</i>	<i>Street name</i>	<i>City</i>	<i>Postcode</i>
E-TBC	Tabard Estate Central	Flat 2	Otford House	Staple Street	London	SE1 4LS
E-TBC	Tabard Estate Central	Flat 3	Otford House	Staple Street	London	SE1 4LS
E-TBC	Tabard Estate Central	Flat 4	Otford House	Staple Street	London	SE1 4LS
E-TBC	Tabard Estate Central	Flat 6	Otford House	Staple Street	London	SE1 4LS
E-TBC	Tabard Estate Central	Flat 7	Otford House	Staple Street	London	SE1 4LS
E-TBC	Tabard Estate Central	Flat 8	Otford House	Staple Street	London	SE1 4LS
E-TBC	Tabard Estate Central	Flat 8A	Otford House	Staple Street	London	SE1 4LS
E-TBC	Tabard Estate Central	Flat 9	Otford House	Staple Street	London	SE1 4LS
E-TBC	Tabard Estate Central	Flat 10	Otford House	Staple Street	London	SE1 4LS
E-TBC	Tabard Estate Central	Flat 11	Otford House	Staple Street	London	SE1 4LS
E-TBC	Tabard Estate Central	Flat 12	Otford House	Staple Street	London	SE1 4LS
E-TBC	Tabard Estate Central	Flat 13	Otford House	Staple Street	London	SE1 4LS
E-TBC	Tabard Estate Central	Flat 14	Otford House	Staple Street	London	SE1 4LS
E-TBC	Tabard Estate Central	Flat 15	Otford House	Staple Street	London	SE1 4LS
E-TBC	Tabard Estate Central	Flat 16	Otford House	Staple Street	London	SE1 4LS
E-TBC	Tabard Estate Central	Flat 17	Otford House	Staple Street	London	SE1 4LS
E-TBC	Tabard Estate Central	Flat 18	Otford House	Staple Street	London	SE1 4LS
E-TBC	Tabard Estate Central	Flat 19	Otford House	Staple Street	London	SE1 4LS
E-TBC	Tabard Estate Central	Flat 20	Otford House	Staple Street	London	SE1 4LS
E-TBC	Tabard Estate Central	Flat 21A	Otford House	Staple Street	London	SE1 4LS
E-TBC	Tabard Estate Central	Flat 22	Otford House	Staple Street	London	SE1 4LS
E-TBC	Tabard Estate Central	Flat 23	Otford House	Staple Street	London	SE1 4LS
E-TBC	Tabard Estate Central	Flat 24	Otford House	Staple Street	London	SE1 4LS
E-TBC	Tabard Estate Central	Flat 25	Otford House	Staple Street	London	SE1 4LS
E-TBC	Tabard Estate Central	Flat 26	Otford House	Staple Street	London	SE1 4LS
E-TBC	Tabard Estate Central	Flat 27	Otford House	Staple Street	London	SE1 4LS
E-TBC	Tabard Estate Central	Flat 28	Otford House	Staple Street	London	SE1 4LS

<i>Housing estate permit parking zone identifier</i>	<i>Name of housing estate permit parking zone</i>	<i>Address line 1</i>	<i>Address line 2</i>	<i>Street name</i>	<i>City</i>	<i>Postcode</i>
E-TBC	Tabard Estate Central	Flat 29	Otford House	Staple Street	London	SE1 4LS
E-TBC	Tabard Estate Central	Flat 30	Otford House	Staple Street	London	SE1 4LS
E-TBC	Tabard Estate Central	Flat 31	Otford House	Staple Street	London	SE1 4LS
E-TBC	Tabard Estate Central	Flat 32	Otford House	Staple Street	London	SE1 4LS
E-TBC	Tabard Estate Central	Flat 33	Otford House	Staple Street	London	SE1 4LS
E-TBC	Tabard Estate Central	Flat 34	Otford House	Staple Street	London	SE1 4LS
E-TBC	Tabard Estate Central	Flat 35	Otford House	Staple Street	London	SE1 4LS
E-TBC	Tabard Estate Central	Flat 36	Otford House	Staple Street	London	SE1 4LS
E-TBC	Tabard Estate Central	Flat 37	Otford House	Staple Street	London	SE1 4LS
E-TBC	Tabard Estate Central	Flat 38	Otford House	Staple Street	London	SE1 4LS
E-TBC	Tabard Estate Central	Flat 39	Otford House	Staple Street	London	SE1 4LS
E-TBC	Tabard Estate Central	Flat 40	Otford House	Staple Street	London	SE1 4LS
E-TBC	Tabard Estate Central	Flat 41	Otford House	Staple Street	London	SE1 4LS
E-TBC	Tabard Estate Central	Flat 42	Otford House	Staple Street	London	SE1 4LS
E-TBC	Tabard Estate Central	Flat 43	Otford House	Staple Street	London	SE1 4LS
E-TBC	Tabard Estate Central	Flat 44	Otford House	Staple Street	London	SE1 4LS
E-TBC	Tabard Estate Central	Flat 45	Otford House	Staple Street	London	SE1 4LS
E-TBC	Tabard Estate Central	Flat 46	Otford House	Staple Street	London	SE1 4LS
E-TBC	Tabard Estate Central	Flat 47	Otford House	Staple Street	London	SE1 4LS
E-TBC	Tabard Estate Central	Flat 48	Otford House	Staple Street	London	SE1 4LS
E-TBC	Tabard Estate Central	Flat 49	Otford House	Staple Street	London	SE1 4LS
E-TBC	Tabard Estate Central	Flat 50	Otford House	Staple Street	London	SE1 4LS
E-TBC	Tabard Estate Central	Flat 51	Otford House	Staple Street	London	SE1 4LS
E-TBC	Tabard Estate Central	Flat 52	Otford House	Staple Street	London	SE1 4LS
E-TBC	Tabard Estate Central	Flat 53	Otford House	Staple Street	London	SE1 4LS
E-TBC	Tabard Estate Central	Flat 54	Otford House	Staple Street	London	SE1 4LS
E-TBC	Tabard Estate Central	Flat 55	Otford House	Staple Street	London	SE1 4LS



<i>Housing estate permit parking zone identifier</i>	<i>Name of housing estate permit parking zone</i>	<i>Address line 1</i>	<i>Address line 2</i>	<i>Street name</i>	<i>City</i>	<i>Postcode</i>
E-TBC	Tabard Estate Central	Flat 56	Otford House	Staple Street	London	SE1 4LS
E-TBC	Tabard Estate Central	Flat 57	Otford House	Staple Street	London	SE1 4LS
E-TBC	Tabard Estate Central	Flat 58	Otford House	Staple Street	London	SE1 4LS
E-TBC	Tabard Estate Central	Flat 59	Otford House	Staple Street	London	SE1 4LS
E-TBC	Tabard Estate Central	Flat 60	Otford House	Staple Street	London	SE1 4LS
E-TBC	Tabard Estate Central	Flat 61	Otford House	Staple Street	London	SE1 4LS
E-TBC	Tabard Estate Central	Flat 62	Otford House	Staple Street	London	SE1 4LS
E-TBC	Tabard Estate Central	Flat 63	Otford House	Staple Street	London	SE1 4LS
E-TBC	Tabard Estate Central	Flat 1	Rochester House	Manciple Street	London	SE1 4LP
E-TBC	Tabard Estate Central	Flat 2	Rochester House	Manciple Street	London	SE1 4LP
E-TBC	Tabard Estate Central	Flat 3	Rochester House	Manciple Street	London	SE1 4LP
E-TBC	Tabard Estate Central	Flat 4	Rochester House	Manciple Street	London	SE1 4LP
E-TBC	Tabard Estate Central	Flat 5	Rochester House	Manciple Street	London	SE1 4LP
E-TBC	Tabard Estate Central	Flat 6	Rochester House	Manciple Street	London	SE1 4LP
E-TBC	Tabard Estate Central	Flat 7	Rochester House	Manciple Street	London	SE1 4LP
E-TBC	Tabard Estate Central	Flat 8	Rochester House	Manciple Street	London	SE1 4LP
E-TBC	Tabard Estate Central	Flat 9	Rochester House	Manciple Street	London	SE1 4LP
E-TBC	Tabard Estate Central	Flat 10	Rochester House	Manciple Street	London	SE1 4LP
E-TBC	Tabard Estate Central	Flat 11	Rochester House	Manciple Street	London	SE1 4LP
E-TBC	Tabard Estate Central	Flat 12	Rochester House	Manciple Street	London	SE1 4LP
E-TBC	Tabard Estate Central	Flat 13	Rochester House	Manciple Street	London	SE1 4LP
E-TBC	Tabard Estate Central	Flat 14	Rochester House	Manciple Street	London	SE1 4LP
E-TBC	Tabard Estate Central	Flat 15	Rochester House	Manciple Street	London	SE1 4LP
E-TBC	Tabard Estate Central	Flat 16	Rochester House	Manciple Street	London	SE1 4LP
E-TBC	Tabard Estate Central	Flat 17	Rochester House	Manciple Street	London	SE1 4LP
E-TBC	Tabard Estate Central	Flat 18	Rochester House	Manciple Street	London	SE1 4LP
E-TBC	Tabard Estate Central	Flat 19	Rochester House	Manciple Street	London	SE1 4LP

<i>Housing estate permit parking zone identifier</i>	<i>Name of housing estate permit parking zone</i>	<i>Address line 1</i>	<i>Address line 2</i>	<i>Street name</i>	<i>City</i>	<i>Postcode</i>
E-TBC	Tabard Estate Central	Flat 20	Rochester House	Manciple Street	London	SE1 4LP
E-TBC	Tabard Estate Central	Flat 21	Rochester House	Manciple Street	London	SE1 4LP
E-TBC	Tabard Estate Central	Flat 22	Rochester House	Manciple Street	London	SE1 4LP
E-TBC	Tabard Estate Central	Flat 23	Rochester House	Manciple Street	London	SE1 4LP
E-TBC	Tabard Estate Central	Flat 24	Rochester House	Manciple Street	London	SE1 4LP
E-TBC	Tabard Estate Central	Flat 25	Rochester House	Manciple Street	London	SE1 4LP
E-TBC	Tabard Estate Central	Flat 26	Rochester House	Manciple Street	London	SE1 4LP
E-TBC	Tabard Estate Central	Flat 27	Rochester House	Manciple Street	London	SE1 4LP
E-TBC	Tabard Estate Central	Flat 28	Rochester House	Manciple Street	London	SE1 4LP
E-TBC	Tabard Estate Central	Flat 29	Rochester House	Manciple Street	London	SE1 4LP
E-TBC	Tabard Estate Central	Flat 30	Rochester House	Manciple Street	London	SE1 4LP
E-TBC	Tabard Estate Central	Flat 31	Rochester House	Manciple Street	London	SE1 4LP
E-TBC	Tabard Estate Central	Flat 32	Rochester House	Manciple Street	London	SE1 4LP
E-TBC	Tabard Estate Central	Flat 33	Rochester House	Manciple Street	London	SE1 4LP
E-TBC	Tabard Estate Central	Flat 34	Rochester House	Manciple Street	London	SE1 4LP
E-TBC	Tabard Estate Central	Flat 35	Rochester House	Manciple Street	London	SE1 4LP
E-TBC	Tabard Estate Central	Flat 36	Rochester House	Manciple Street	London	SE1 4LP
E-TBC	Tabard Estate Central	Flat 37	Rochester House	Manciple Street	London	SE1 4LP
E-TBC	Tabard Estate Central	Flat 38	Rochester House	Manciple Street	London	SE1 4LP
E-TBC	Tabard Estate Central	Flat 39	Rochester House	Manciple Street	London	SE1 4LP
E-TBC	Tabard Estate Central	Flat 40	Rochester House	Manciple Street	London	SE1 4LP
E-TBC	Tabard Estate Central	Flat 41	Rochester House	Manciple Street	London	SE1 4LP
E-TBC	Tabard Estate Central	Flat 42	Rochester House	Manciple Street	London	SE1 4LP
E-TBC	Tabard Estate Central	Flat 1	Strood House	Manciple Street	London	SE1 4LR
E-TBC	Tabard Estate Central	Flat 2	Strood House	Manciple Street	London	SE1 4LR
E-TBC	Tabard Estate Central	Flat 3	Strood House	Manciple Street	London	SE1 4LR
E-TBC	Tabard Estate Central	Flat 4	Strood House	Manciple Street	London	SE1 4LR

<i>Housing estate permit parking zone identifier</i>	<i>Name of housing estate permit parking zone</i>	<i>Address line 1</i>	<i>Address line 2</i>	<i>Street name</i>	<i>City</i>	<i>Postcode</i>
E-TBC	Tabard Estate Central	Flat 5	Strood House	Manciple Street	London	SE1 4LR
E-TBC	Tabard Estate Central	Flat 6	Strood House	Manciple Street	London	SE1 4LR
E-TBC	Tabard Estate Central	Flat 7	Strood House	Manciple Street	London	SE1 4LR
E-TBC	Tabard Estate Central	Flat 8	Strood House	Manciple Street	London	SE1 4LR
E-TBC	Tabard Estate Central	Flat 9	Strood House	Manciple Street	London	SE1 4LR
E-TBC	Tabard Estate Central	Flat 10	Strood House	Manciple Street	London	SE1 4LR
E-TBC	Tabard Estate Central	Flat 11	Strood House	Manciple Street	London	SE1 4LR
E-TBC	Tabard Estate Central	Flat 12	Strood House	Manciple Street	London	SE1 4LR
E-TBC	Tabard Estate Central	Flat 13	Strood House	Manciple Street	London	SE1 4LR
E-TBC	Tabard Estate Central	Flat 14	Strood House	Manciple Street	London	SE1 4LR
E-TBC	Tabard Estate Central	Flat 15	Strood House	Manciple Street	London	SE1 4LR
E-TBC	Tabard Estate Central	Flat 16	Strood House	Manciple Street	London	SE1 4LR
E-TBC	Tabard Estate Central	Flat 17	Strood House	Manciple Street	London	SE1 4LR
E-TBC	Tabard Estate Central	Flat 18	Strood House	Manciple Street	London	SE1 4LR
E-TBC	Tabard Estate Central	Flat 19	Strood House	Manciple Street	London	SE1 4LR
E-TBC	Tabard Estate Central	Flat 20	Strood House	Manciple Street	London	SE1 4LR
E-TBC	Tabard Estate Central	Flat 21	Strood House	Manciple Street	London	SE1 4LR
E-TBC	Tabard Estate Central	Flat 22	Strood House	Manciple Street	London	SE1 4LR
E-TBC	Tabard Estate Central	Flat 23	Strood House	Manciple Street	London	SE1 4LR
E-TBC	Tabard Estate Central	Flat 24	Strood House	Manciple Street	London	SE1 4LR
E-TBC	Tabard Estate Central	Flat 25	Strood House	Manciple Street	London	SE1 4LR
E-TBC	Tabard Estate Central	Flat 26	Strood House	Manciple Street	London	SE1 4LR
E-TBC	Tabard Estate Central	Flat 27	Strood House	Manciple Street	London	SE1 4LR
E-TBC	Tabard Estate Central	Flat 28	Strood House	Manciple Street	London	SE1 4LR
E-TBC	Tabard Estate Central	Flat 29	Strood House	Manciple Street	London	SE1 4LR
E-TBC	Tabard Estate Central	Flat 30	Strood House	Manciple Street	London	SE1 4LR
E-TBC	Tabard Estate Central	Flat 31	Strood House	Manciple Street	London	SE1 4LR

---

<i>Housing estate permit parking zone identifier</i>	<i>Name of housing estate permit parking zone</i>	<i>Address line 1</i>	<i>Address line 2</i>	<i>Street name</i>	<i>City</i>	<i>Postcode</i>
E-TBC	Tabard Estate Central	Flat 32	Strood House	Manciple Street	London	SE1 4LR

---

## EXPLANATORY NOTE

*(This note is not part of the Order)*

This Order, in:-

- **Willowbrook Estate**, introduces no waiting at any time restrictions in the garage areas in the estate roads and car parks fronting or adjacent to garages No's 10094083518 - 1009408357 within Shurland Gardens, Boat House Walk and Carrisbrooke Gardens. Existing uncontrolled parking places not designated as parking would be made subject to 'no waiting at any time' controls;
- **Brenchley Gardens**, introduces no waiting at any time restrictions in the garage areas in the estate roads and car parks fronting or adjacent to garages No's 66573 - 66589/ 66593 – 66607 within Brenchley Gardens. Existing uncontrolled parking places not designated as parking would be made subject to 'no waiting at any time' controls;
- **Cluny Estate**, introduces no waiting at any time restrictions in the garage areas in the estate roads and car parks fronting or adjacent to garages No's 65231 – 65241 and 63754 within Cluny Estate located off of Decima Street. Existing uncontrolled parking places not designated as parking would be made subject to 'no waiting at any time' controls;
- **Delawyk Crescent**, introduces no waiting at any time restrictions in the garage areas in the estate roads and car parks fronting or adjacent to garages No's 66424, 66429 and 84052 – 84104 within Delawyk Crescent Estate. Existing uncontrolled parking places not designated as parking would be made subject to 'no waiting at any time' controls;
- **Elim Estate**, introduces no waiting at any time restrictions in the garage areas in the estate roads fronting or adjacent to garages No's 65353 – 65364 within the Elim Estate.. Existing uncontrolled parking places not designated as parking would be made subject to 'no waiting at any time' controls;
- **Elmwood Road Estate**, introduces no waiting at any time restrictions in the garage areas in the estate roads and car parks fronting or adjacent to garages No's 66350 – 66358 in proximity of No's 76-84 Elmwood Road. Existing uncontrolled parking places not designated as parking would be made subject to 'no waiting at any time' controls;
- **Honiton Gardens**, introduces no waiting at any time restrictions in the garage areas in the estate roads fronting or adjacent to garages No's 68768 - 68785 within Honiton Gardens. Existing uncontrolled parking places not designated as parking would be made subject to 'no waiting at any time' controls;
- **Lawson Estate**, introduces no waiting at any time restrictions in the garage areas in the estate roads and car parks fronting or adjacent to garages No's 10094083492 – 10094083517 in proximity of Middleton House, Munday House and Symington House. Existing uncontrolled parking places not designated as parking would be made subject to 'no waiting at any time' controls;
- **St Olaves Estate**, introduces no waiting at any time restrictions in the garage area in the estate roads and car parks fronting or adjacent to garages to No's 72731 – 72739. Existing uncontrolled parking places not designated as parking would be made subject to 'no waiting at any time' controls;
- **Friern Road Estate**, introduces no waiting at any time restrictions in the garage areas in the estate roads and car parks fronting or adjacent to garages No's 10094083411 – 10094083456 within proximity of No's 247- 437 Friern Road. Existing uncontrolled parking places not designated as parking would be made subject to 'no waiting at any time' controls;
- **Perronet House**, introduces no waiting at any time restriction in the garage areas in the estate roads fronting or adjacent to garages No's 1 – 3 (No's

10094084935 (1), 10094084936 (2) and 10094084937 (3)) within Perronet House. Existing uncontrolled parking places not designated as parking would be made subject to 'no waiting at any time' controls;

- **Peveiril House**, introduces no waiting at any time restriction in the garages areas in the estate roads and car parks fronting or adjacent to garages No's 63749 – 65167 within Peveiril House Estate. Existing uncontrolled parking places not designated as parking would be made subject to 'no waiting at any time' controls;
- **Priory Court**, introduces no waiting at any time restrictions in the garages areas in the estate roads and car parks fronting or adjacent to garages No's 66026 – 66050/ 66485 - 66508 accessed from Reynolds Road. Existing uncontrolled parking places not designated as parking would be made subject to 'no waiting at any time' controls;
- **Solomons Passage**, introduces no waiting at any time restriction in the garages areas in the estate road fronting or adjacent to garages No's 10094083457 - 10094083463 accessed from both Carden Road and Forester Road. Existing uncontrolled parking places not designated as parking would be made subject to 'no waiting at any time' controls;
- **St. Johns Estate**, introduces no waiting at any time restriction in the garages areas in the estate roads and car parks fronting or adjacent to garages No's 72774 – 72785 accessed from Fair Street. Existing uncontrolled parking places not designated as parking would be made subject to 'no waiting at any time' controls;
- **Vicarage Grove**, introduces no waiting at any time restriction in the garages area in the estate road fronting or adjacent to garages No's 73369/ 75021 – 75029 in proximity of 42 Sansom Street. Existing uncontrolled parking places not designated as parking would be made subject to 'no waiting at any time' controls;
- **Abbeyfield Estate**, introduces a parking permit zone into the estate roads and car parks fronting or adjacent to properties in Benwick Close, Damory House, Frankland Close, Maydew House, Thaxted Court and Bede Centre
- **Barton Close & Beer and Wine Trade Homes**, introduces a parking permit zone into the estate roads and car parks fronting or adjacent to properties in Barton Close
- **Edison House**, introduces a parking permit zone in the estate road fronting or adjacent to properties in Edison House
- **Pomeroy Estate**, extends a permit parking zone into the estate roads and car parks fronting or adjacent to properties in Goldwin Close and Pomeroy Street
- **Sydenham Hill Estate**, introduces a parking permit zone into the estate roads and car parks fronting or adjacent to properties in Attleborough Court, Bromleigh Court, Dunton Court, Lapse Wood Walk, North Crofts, Parfew Court, Sydenham Hill and Thetford Court
- **Tabard Estate Central**, extends a permit parking zone into the estate roads and car parks fronting or adjacent to properties in Aylesford House, Crayford House, Dunkirk House, Eastwell House, Halling House, Harbledown House, Kemsing House, Lenham House, Long Lane, Medway House, Munro House, Otford House, Rochester House and Strood House

in the London Borough of Southwark.