ISO FULL BLEED A3 420 X 297 MM
PRINTED ON ___% POST-CONSUMER RECYCLED CONTENT PAPER

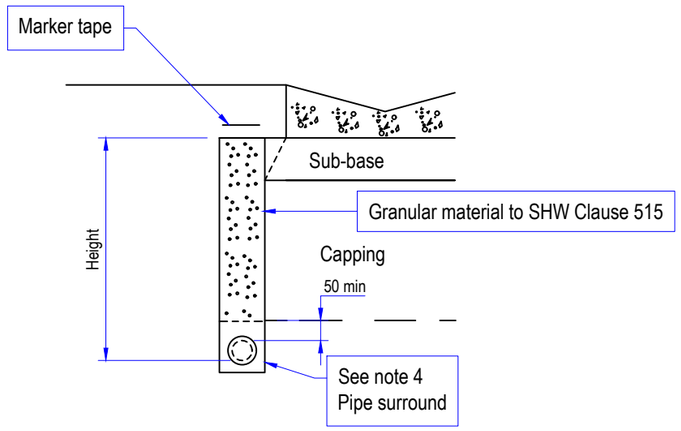

DRAIN TYPE 8

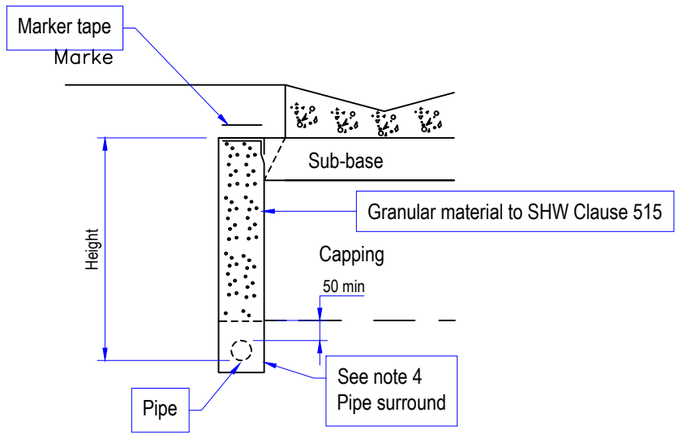

DRAIN TYPE 9

DRAINS LAID IN NARROW TRENCHES

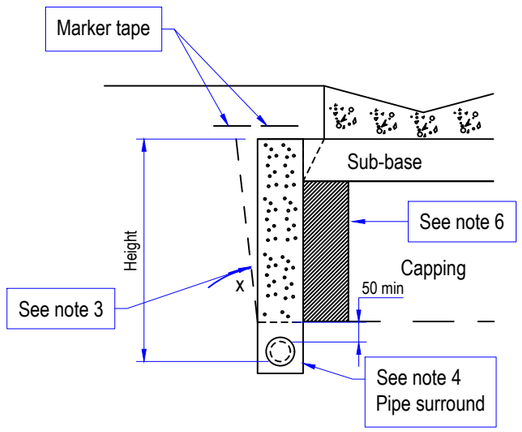

DRAIN TYPE 8

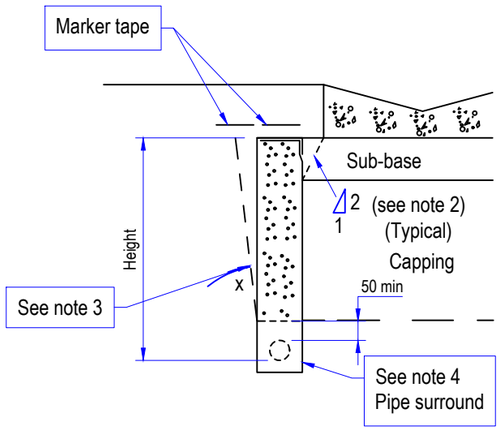

DRAIN TYPE 9

DRAINS LAID IN THE SIDE OF EXCAVATION PRIOR TO THE PLACEMENT OF PAVEMENT / CAPPING LAYERS

NOTES

1. ALL DIMENSIONS ARE IN MILLIMETERS.
2. Narrow filter drains shall be a minimum of 75 from the edge of the surface water channel where appropriate.
3. Marker tapes, surround/backfill materials and maximum drain slope angle (x) shall be as described in the SHW Clause 514.
4. Pipe surround material shall be as shown on Drawing LBS/500/17.
5. The drain shall be constructed with one face in contact with the pavement construction.
6. The maximum increased width of filter material shall be 150. In this area either filter material or capping material may be placed.

REV	DATE	REVISION DESCRIPTION / DETAILS	DRN BY	CHKD BY	APRVD BY

Southwark Council
southwark.gov.uk
160 TOOLEY STREET LONDON SE1P 5LX

PROJECT:
SOUTHWARK STREETSCAPE
DESIGN MANUAL
STANDARD DETAILS

TITLE:
EDGE OF PAVEMENT DRAINS -
INSTALLATION OF NARROW FILTER DRAINS

STATUS: DRAFT		DRAWN	SR
		DESIGNED	-
SCALE: N.T.S.		CHECKED	GL
		APPROVED	-
DRAWING NO: LBS/500/19		REV: R0	
DATE DRAWN: AUGUST 2017	DATE ISSUED: 19 Feb 2019		

S:\HIGHWAYS MAINTENANCE\SSDM\02-SSDM_CONTENT_ARCHIVE\REVISION OF SSDM\TECH DRWGS\TD DETAILS\SERIES 500 DRAINAGE & SERVICE DUCTS\DWG\LBS-500-19 EDGE OF PAVEMENT DRAINS - INSTALLATION OF NARROW FILTER DRAINS.DWG