

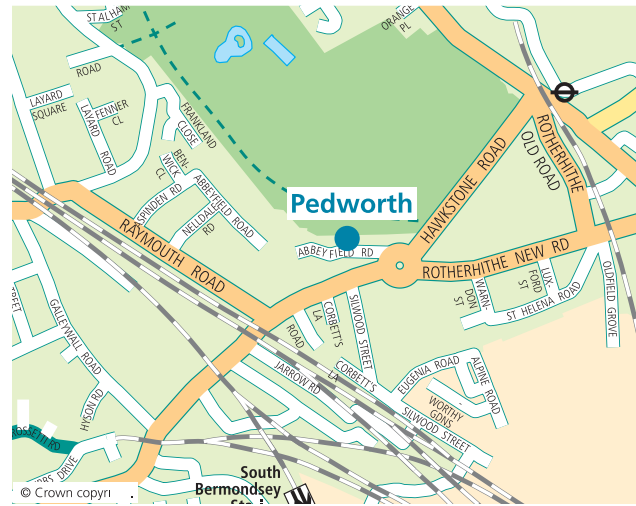
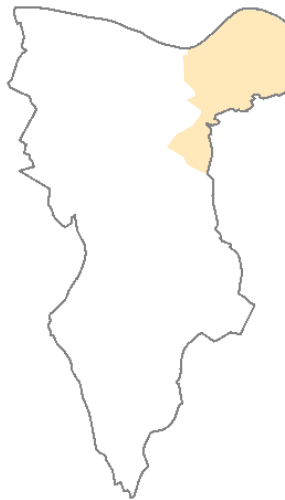
Pedworth

Pedworth Sheltered Housing Scheme
Southwark Council
Abbeyfield Road
London
SE16 2DY
Tel 020 7232 1753

Number of apartments

13 | 16

No guest rooms available



Overlooking Southwark Park, Pedworth is close to both Bermondsey and Rotherhithe. Southwark Park itself offers fantastic wide-open spaces; there is a new café and an art gallery. There's also a boating lake and wonderful gardens.

Rotherhithe is a pretty thumb of land jutting out into the Thames. Previously a thriving shipbuilding centre, most of its docks have now been reclaimed for new housing estates and more upmarket accommodation. It is also famous as the place where the actor Sir Michael Caine was born.



Areas of interest

Overlooking Southwark Park, the scheme is a five minute walk to the shopping centre at Surrey Quays and a short journey to the pretty docks of Canada Water.

Transport

⊖ Tube: Five minutes walk to Surrey Quays (East London Line) tube station, and a short journey away from the tube at Canada Water (Jubilee, East London).

🚌 Buses: 1, 381 – Rotherhithe New Road, Tottenham Court Road, Waterloo, Southwark, Peckham.

🚆 Trains: A short journey to South Bermondsey train station with connections to London Bridge, Dulwich and Croydon. Tube connections to New Cross and New Cross Gate via the East London line.

🛒 Shopping

Several shops, cafes and a Ladbrokes are only two minutes walk from the scheme. Surrey Quays Shopping Centre which includes a large open 24 hours Tesco is only 6 minutes walk away.

🏠 Day Centres

Southwark Park Day Centre, Bede Adult Education Centre, Age Concern Drop in Centre, Time and Talent.

Activities


This scheme has a busy and vibrant group of residents and the activities at the scheme reflect this. There is a mobile library and several resident led social activities which run weekly, fortnightly and monthly. These include coffee afternoons, bring and share parties, dominoes, bingo, cards, chess and video games. Also, beach trips and yearly Summer and Christmas parties. There are pub nights and fish and chip suppers. Jellied eels, pie and mash are served monthly. Residents choose where they want to go for day trips.



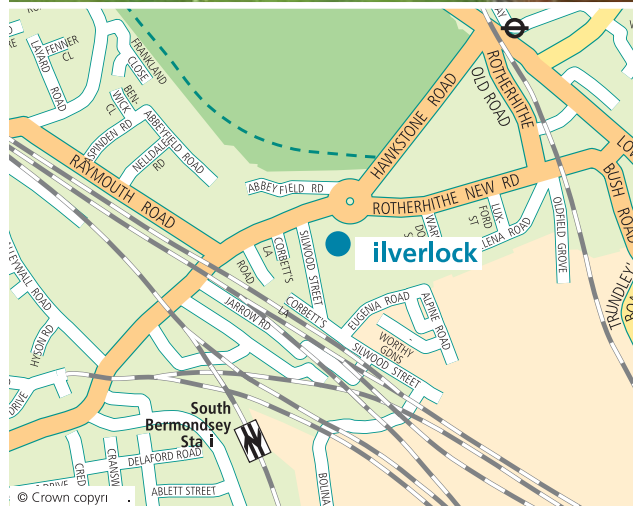
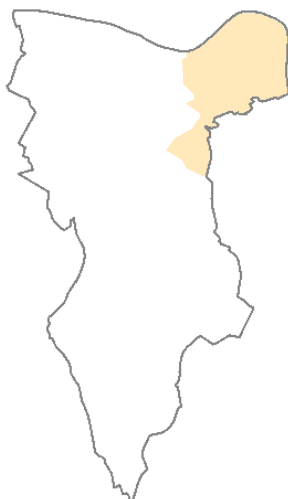
Silverlock

Silverlock Sheltered Housing Scheme
Southwark Council
Flats 1-33 George Walter Court
Silwood Street
London SE16 2BG
Tel 020 7237 2561

Number of apartments



No guest rooms available



Part of a three /four storey general needs residential block with separate access, Silverlock is integrated into a residential estate and occupies the first two storeys. At the front of the property is an expanse of grass that forms communal gardens with block paving. The landscaped garden houses a range of seating areas, pergola and water feature served by paths. A number of the lower flats are provided with small gardens, and the higher ones have private balconies.

Across the road from its sister unit Pedworth it offers a range of social activities for all to enjoy.



Areas of interest

Near to Southwark Park, the scheme is a five minute walk to the shopping centre at Surrey Quays and a short journey to the pretty docks of Canada Water.

Activities

A busy range of activities are provided at Silverlock for those wishing to get involved. Tea and coffee are served daily at 11am. There are bingo evenings on Tuesdays and Thursdays, whilst a hairdresser visits twice per month. There is also a housebound library service, raffles on Thursdays and a jigsaw puzzle every day.

Fish and chips, jellied eels, pie and mash suppers are served once a month. There are also trips away to places of the residents choosing. Finally, we also have visits from Age Concern monthly or on request; there are also monthly rent surgeries.



Transport

⊖ Tube: Five minutes walk to Surrey Quays (East London Line) tube station, and a short journey away from the tube at Canada Water (Jubilee, East London).

🚌 Buses: 1, 381 – Rotherhithe New Road Tottenham Court Road, Waterloo, Southwark, Peckham.

🚆 Trains: A short journey to South Bermondsey train station with connections to London Bridge, Dulwich and Croydon. Tube connections to New Cross and New Cross Gate via the East London line.

🛒 Shopping

Several shops, cafes and a Ladbroke's are only two minutes walk from the scheme. Surrey Quays Shopping Centre which includes a large open 24 hours Tesco is only 6 minutes walk away.


🏠 Day Centres

Southwark Park Day Centre, Bede Adult Education Centre, Age Concern Drop in Centre, Time and Talent.

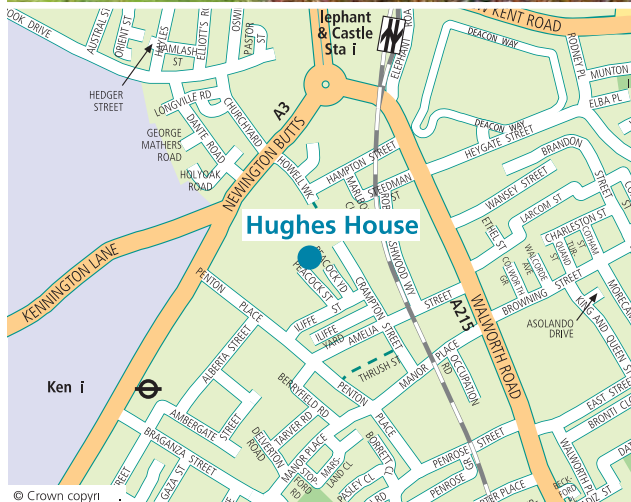
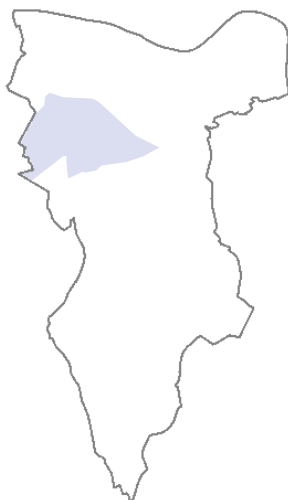
Hughes House

Hughes House Sheltered Housing Scheme
Southwark Council
62 Canterbury Place
London
SE17 3AH
Tel 020 7701 5157

Number of apartments



Guest rooms available



This unit is situated in the north of the borough in close proximity to the Elephant and Castle and Walworth Road, which is served by the renowned East Street Market. It is also in close proximity to Kennington Park to the West of the borough, and Burgess Park is a short bus ride away.

The area is also served by a number of restaurants and bars. The unit lies within the Elephant and Castle regeneration area, which will transform the local area into a thriving city centre in next five years, and will ultimately place the area on the map of places to be. Rio Ferdinand, the Manchester United and England Football star, has purchased a property in the area.



Areas of interest

Close to Elephant and Castle, and Walworth, the birth place of Charlie Chaplin.

Transport

🚇 Tube: A five minute walk to Elephant and Castle (Northern Bakerloo) tube station in one direction, and Kennington tube (Northern) in the other.

🚌 Buses: 12, 35, 40, 45, 171, P5, 148 and 468 – the City, Central, East and West London as well as Central Central Croydon

🚆 Trains: Five minutes walk to Elephant and Castle train station.

🛒 Shopping

The following businesses are in close proximity to the unit: Marks and Spencer, Morrisons, KFC and McDonalds.

🏠 Day Centres

Camberwell Day Centre (Age Concern Southwark)



Activities

The tenants engage in activities that include day centres, weekly bingo, social evenings and lunch clubs.

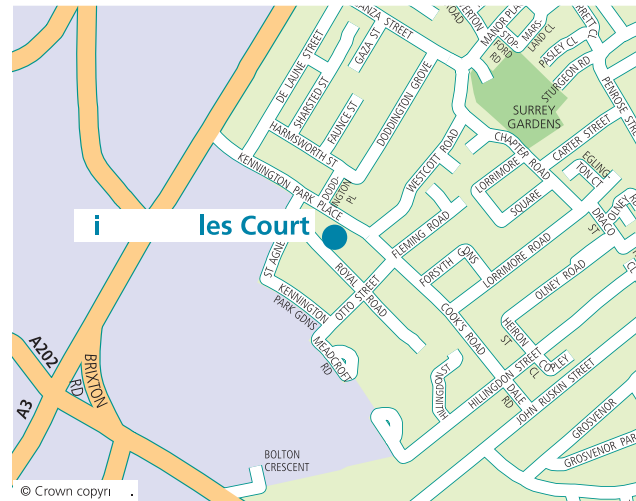
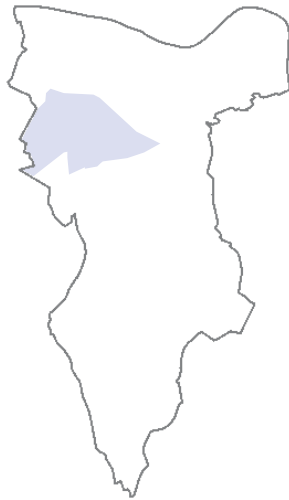
King Charles Court

King Charles Court Sheltered
Housing Scheme
Southwark Council
30 Royal Road
London SE17 3NU
Tel 020 7587 0699

Number of apartments



1 Guest room available



King Charles Court is a large scheme at the back of Kennington Park. The scheme has a lively community of residents that have regular karaoke, bingo and parties as well as hairdressing, church services and coffee mornings.

Nearby Kennington Park is well covered with trees, but also has open areas of space. It has an 'old English' flower and herb garden and rose beds. The park is famous as the location of the Chartists 'monster rally' in 1849.

King Charles Court is also close to a friendly café and well served by local buses and tubes, which can take residents quickly into the centre of London.


The flats of the scheme overlook lots of green space. Residential areas are extremely pleasant and a communal garden has a variety of flowers and pathways. There are lifts to upper floors and two of the flats are adapted for disabled residents.





Areas of interest

The scheme is close to the famous Oval Cricket Ground, which is just ten minutes walk across Kennington Park.

Transport

 Tube: A five minute walk to Oval (Northern) tube station.

 Buses: P5, 3, 59, 133, 155, 159 – Kennington Church, Brixton, Crystal Palace, Bond Street, Euston, Westminster, Norwood, Liverpool Street.

 Trains: A short journey to Vauxhall train station with connections to Waterloo and south-west London.

Shopping

There are local shops in Kennington.

Day Centres

Fred Francis Day Centre, Evelyn Coyle Day Centre.




Activities

A range of activities take place at the scheme. Bingo every Monday, evening tea (Tuesday-Friday), arts and crafts (Tuesdays) and social evenings (1st Saturday in the month).

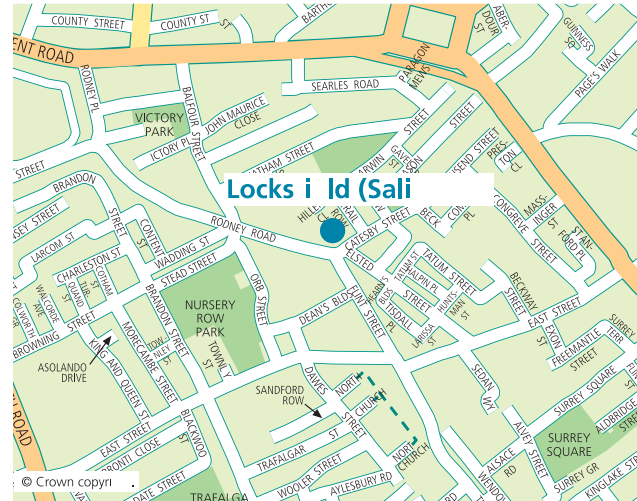
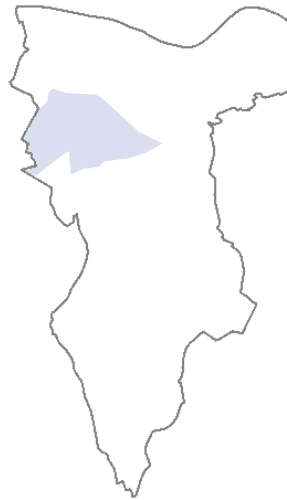
Locksfield (Salisbury)

Locksfield Sheltered Housing Scheme
Southwark Council
1 Catesby Street
London
SE17 1RH
Tel 020 7703 2234

Number of apartments



No Guest room available



Close to Elephant and Castle, Locksfield is an attractive scheme with disabled access and a pleasant communal courtyard off the main day room. There are lifts to the upper floors and, as with all schemes, there is a communal laundry.

The Elephant and Castle area gets its name from a pub of the same name in the area.

In recent times, the area has had a reputation for its amazing ethnic diversity as well as, in London terms, its centrality. The area's proximity to the major areas of employment, including Westminster, the West End and the City, has meant that the area has become gentrified.



Areas of interest

The scheme is close to Elephant and Castle, with its excellent transport links and shopping facilities.

Transport

⊖ Tube: A five minute walk to Elephant and Castle (Northern Bakerloo) tube station in one direction, and Kennington tube (Northern) in the other.

🚌 Buses: 12, 35, 40, 68, 136, 148, 171, 176, 343 – Walworth Road, Peckham, Nunhead, Camberwell, Borough, Aldwych, Oxford Circus, Shepherd's Bush, Norwood. 133, 155, 333 – Clapham, Brixton, Crystal Palace.

🚆 Trains: Five minutes walk to Elephant and Castle train station.

🛒 **Shopping** Close to Elephant and Castle shopping centre.

There are also many local shops and a post office in Walworth Road. A shopping scheme also visits Ray Gunter on Thursdays

🏠 **Day Centres** Fred Francis Day Centre, Evelyn Coyle Day Centre.

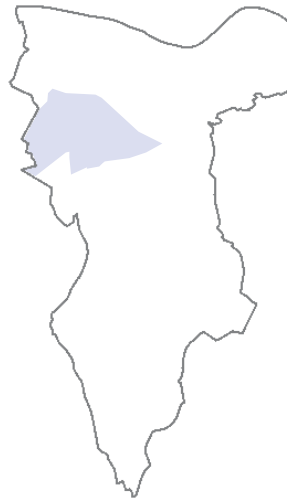


Activities


The scheme is well known for its informal tea, coffee and bingo. There is also an active tenants association on the estate. For more active residents, next door to the scheme in Darwin Court (Peabody Trust) residents can access a full range of activities including karate, swimming aromatherapy, and using the well-equipped gym.

Ray Gunter

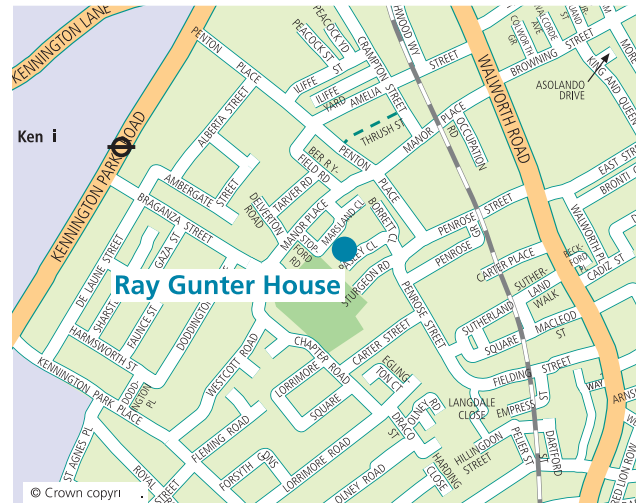
Ray Gunter Sheltered Housing Scheme
Southwark Council
11 Ray Gunter House
4 Marshland Close
London SE17 3JX
Tel 020 7701 3491



Number of apartments



No guest rooms available



Ray Gunter is situated in the north of the borough in close proximity to the Elephant and Castle and Walworth Road, which is served by the renowned East Street Market. It is a short walk to Kennington Park to the West of the borough, and picturesque Burgess Park is a short bus ride away (only two stops).

Situated on a quiet estate, this scheme is served by numerous buses, to the City, Central, East and West London as well as Central Croydon. The area is also served by a number of restaurants and bars.

📍 Areas of interest

The scheme is close to Elephant and Castle, with its excellent transport links and shopping facilities. The scheme is also close to the birthplace of Charlie Chaplin and the famous East Street market.



Activities

The tenants engage in activities that include day centres, weekly bingo, social evenings and exercise classes.



Transport

🚇 Tube: A short walk to Elephant and Castle (Northern, Bakerloo) tube station

🚌 Buses: 12, 35, 40, 45, 171, P5, 148, 171 and 468 - Kennington Church, Brixton, Crystal Palace, Bond Street, Euston, Westminster, Norwood, Liverpool Street.

🚆 Trains: Close to Elephant and Castle train station, which is well served by trains into the centre of London as well as to local areas such as Peckham. This station is useful for day trips to Kent.

🛒 Shopping

The following businesses are in close proximity to the scheme: Marks and Spencers, Morrisons, KFC and McDonalds.

🏠 Day Centres

Fred Francis Day Centre, Evelyn Coyle Day Centre.