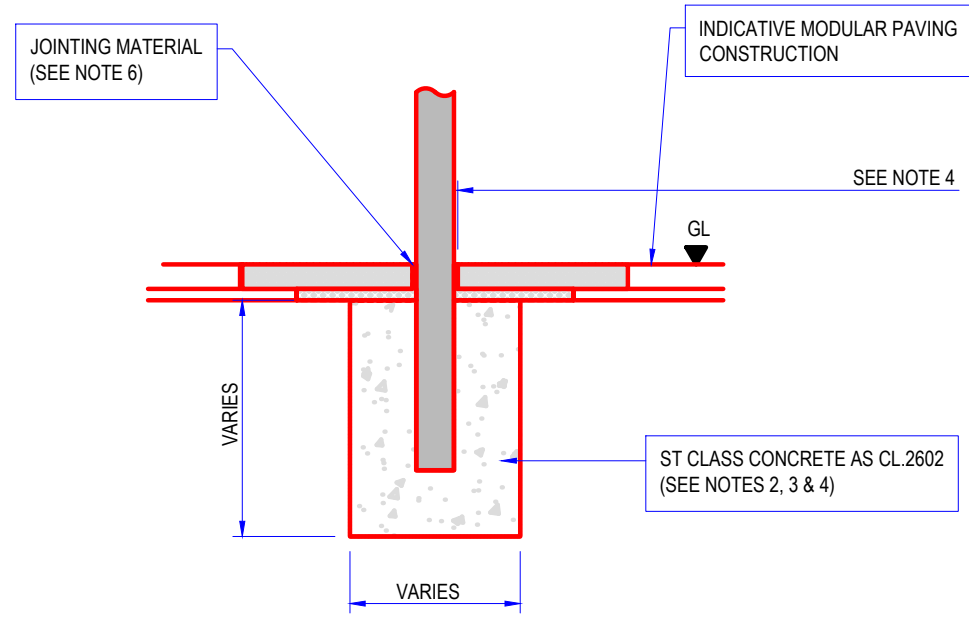
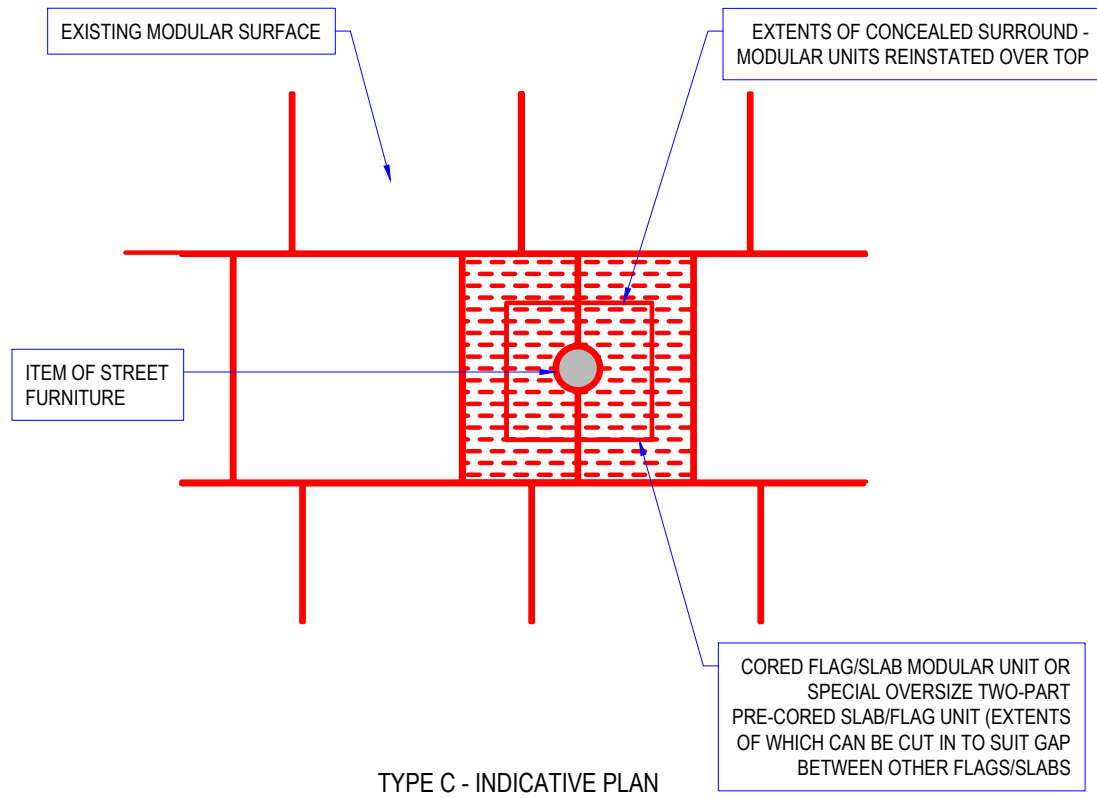


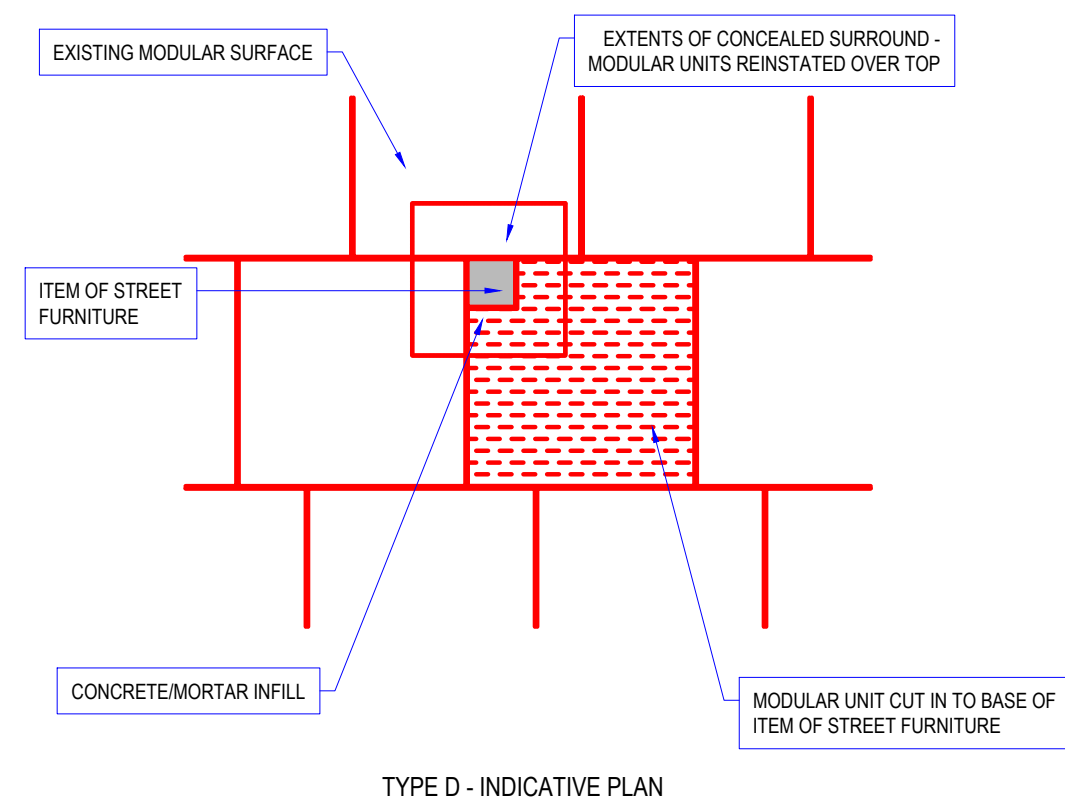
TYPE C AND TYPE D - CONCEALED SURROUND (MODULAR SURFACES ONLY - TYPE C APPLICABLE TO CIRCULAR BASE ITEMS ONLY, TYPE D APPLICABLE TO RECTANGULAR BASE ITEMS ONLY)



TYPE C AND TYPE D - SECTION



TYPE C - INDICATIVE PLAN



TYPE D - INDICATIVE PLAN

NOTES

1. ALL DIMENSIONS ARE IN MILLIMETERS UNLESS OTHERWISE STATED.
2. IN THE EVENT OF ANY CONFLICT BETWEEN DRAWINGS AND SPECIFICATION, THE SPECIFICATION SHALL PREDOMINATE.
3. SURROUNDS/FOOTINGS AS SHOWN ARE INDICATIVE. ALTERNATIVE POST FIXINGS MAY BE USED OR REQUIRED (E.G. PLANTED OR BASE PLATE FIXED).
4. SURROUNDS/FOOTINGS FOR TRAFFIC SIGN POST TO BE AS CL.1203SR.
5. SURROUNDS/FOOTINGS FOR ALL OTHER EQUIPMENT ARE TO BE AS PER THE MANUFACTURER'S RECOMMENDATIONS FOR THE SERVICE CONDITIONS ENCOUNTERED - SEE CL.4004AR.
7. WHERE REQUIRED THEN SURROUNDS/FOOTINGS SHALL INCLUDE DUCTS FOR ELECTRICAL CONNECTIONS.
8. STRENGTH OF ST CONCRETE MIX TO BE AS RECOMMENDED BY THE STREET FURNITURE MANUFACTURER OR AS REQUIRED IN RELEVANT CLAUSES ABOVE.
9. JOINTING WIDTH/MATERIAL TO BE AS FOLLOWS:
I. FOR UNBOUND MODULAR SURFACES: 2-5 J-SS1 OR J-X1 GRANULAR MATERIAL AS APPENDIX 11/1.
II. FOR BOUND MODULAR SURFACES: 6-10 J-MWK6 MORTAR AS APPENDIX 11/1.

REV	DATE	REVISION DESCRIPTION / DETAILS	DRN BY	CHKD BY	APRVD BY



PROJECT: SOUTHWARK STREETSCAPE DESIGN MANUAL STANDARD DETAILS			
TITLE: POST SURROUND DETAILS SHEET 1 OF 3			
STATUS:	DRAFT	DRAWN	DF
SCALE:	N.T.S.	CHECKED	JH
DRAWING NO:	LBS/1200/02	APPROVED	MH
DATE DRAWN:	AUGUST 2012	REV:	-
DATE ISSUED:	AUGUST 2012		