



Piano People in the Park, Rally and Body Movements 2024, Southwark Park

Sound Control Post-Event Report

Assembled Gala Ltd

Revision 0

18 September 2024

| Role | Name | Position | | Date |
|------|------|----------|--|------------|
| | | | | 18/09/2024 |
| R | | | | 18/09/2024 |

| Revision | Date | Reason |
|----------|------------|--------|
| 0 | 18/09/2024 | |

The preparation of this report by F1 Acoustics Company Limited has been undertaken within the terms of the Brief using all reasonable skill and care. F1 Acoustics Company Limited accepts no responsibility for data provided by other bodies and no legal liability arising from the use by other persons of data or opinions contained in this report. Publication of this report for any reason other than its intended and agreed purpose is strictly prohibited without written permission from F1 Acoustics Company Limited and the named Client.

All rights reserved and Copyright F1 Acoustics Company Limited 2024.

Contents

| | | |
|-----|--|---|
| 1 | Introduction | 1 |
| 1.1 | Appointment | 1 |
| 1.2 | About F1 Acoustics Company Limited..... | 1 |
| 2 | Off-site Music Noise Level Limits..... | 2 |
| 2.1 | Off-site Music Noise Level Limits | 2 |
| 3 | Site, Environs and Details of the Event..... | 3 |
| 3.1 | Site Location | 3 |
| 3.2 | Piano People in the Park, Rally and Body Movements 2024..... | 3 |
| 4 | Measured Noise Levels..... | 5 |
| 4.1 | Equipment | 5 |
| 4.2 | Staffing | 5 |
| 4.3 | On-site Measurements | 5 |
| 4.4 | Off-site Measurements..... | 5 |
| 5 | Complaints | 7 |

Tables

Table 2.1: Proposed MNL Limits

Table 3.1: Stage Details

Table 5.1: Summary of Complaints

Table 5.2: Complaints provided by Southwark Council

Figures

Figure 1: Site Location and Monitoring Positions

Figure 2: Site Plan – Piano People in the Park

Figure 3: Site Plan – Rally and Body Movements

Appendices

Appendix A: Glossary of Acoustic Terms

Appendix B: On-site Music Noise Level Monitoring

Appendix C: Off-Site Music Noise Level Monitoring Results

1 Introduction

1.1 Appointment

1.1.1 F1 Acoustics Company Limited (F1AC) was appointed by Assembled Gala Ltd (AGL) to provide sound control management for Piano People in the Park, Rally and Body Movements 2024 events held on Friday 23rd, Saturday 24th and Sunday 25th August 2024 at Southwark Park, Gomm Road, London, SE16 2ET.

1.1.2 This report details the music noise level criteria proposed in the Noise Management Plan (NMP); a summary of the on-site and off-site noise levels measured throughout the event; actions taken as a result of the measurements; complaints received; complaint investigation measurements; and any actions taken as a result of complaint investigation.

1.2 About F1 Acoustics Company Limited

1.2.1 F1AC are specialists in event and festival sound control and have provided services for festivals including Glastonbury, Boomtown, South West Four, Leeds, Latitude, Kendall Calling and Festival No. 6 plus numerous other single stage and multi-stage events across the UK. We have a combined experience of over 30 years providing high quality sound control services and all of our Consultants are Members of the Institute of Acoustics. Our staff have presented expert testimony at planning and licencing hearings as well as being accustomed to liaising with Local Authority Officers regarding noise issues.

1.2.2 A glossary of acoustic terms is provided in Appendix A to assist the reader.

2 Off-site Music Noise Level Limits

2.1 Off-site Music Noise Level Limits

2.1.1 The off-site MNL limits are discussed in detail in the NMP and are reproduced in Table 2.1 below.

Table 2.1: Proposed MNL Limits

| Location | Daytime 11:30 to 22:30 |
|--|--------------------------------|
| | Broadband $L_{Aeq,15min}$, dB |
| Sound monitoring location representative of a noise sensitive premises | 75 |

3 Site, Environs and Details of the Event

3.1 Site Location

3.1.1 The event site is located within the northern section of Southwark Park, Gomm Road, London, SE16 2ET within the London Borough of Southwark. The site is within an urban area with residential properties surrounding the site. A plan showing the event site location and surrounding area is included as Figure 1.

3.1.2 The character of the event site is urban with significant local road traffic noise.

3.2 Piano People in the Park, Rally and Body Movements 2024

3.2.1 The Piano People in the Park event was held on Friday 23rd August 2024 from 14:00 to 22:30, the Rally event was held on Saturday 24th August from 11:30 to 22:30 and the Body Movements event was held on Sunday 25th August 2024 from 11:30 to 22:30.

3.2.2 The Piano People in the Park event only used the northern section of the site and included two stages. The Rally and Body Movements events utilise the whole event site which included five stages. A plan showing the site layouts including the location and orientation of the stages is included as Figures 2 and 3.

3.2.3 The stage details and programmed curfew times are given in Table 3.1.

Table 3.1: Stage Details

| Stage Details | Stage Curfew Times | | |
|--|--|--|---|
| | Piano People in the Park Friday 23 rd August | Rally Saturday 24 th August | Body Movements Sunday 25 th August |
| Stage 1 – Channel – Outdoor stage | 22:30 | 22:30 | 22:30 |
| Stage 2 - Lectern – Covered Stage | - | 22:00 | 22:00 |
| Stage 3 - Visionaire – Outdoor Stage | - | 22:15 | 22:15 |
| Stage 4 – Dome Stage – 17.5 m dome | - | 22:00 | 22:00 |
| Stage 5 – Talks Stage – Tipis | 22:00 | 22:00 | 22:00 |

- 3.2.4 All of the sound systems had appropriate controls for limiting, adjusting and fine-tuning individual third octave frequency bands.

4 Measured Noise Levels

4.1 Equipment

4.1.1 Off-site noise levels were measured with a Rion NL-53 (F1AC-086), Class 1 sound level meter (SLM) with octave and third-octave frequency band measurement capability. The SLM was checked for calibration with a Rion NC-75 (F1AC-087) Class 1 sound level calibrator, at the beginning and end of the monitoring period. No significant deviation of the calibration level was observed.

4.1.2 Music noise levels at the Main Stage (Stage 1) and Stage 3 front of house positions were continuously monitored using NTi Audio XL2 Class 2 sound level SLMs. The SLMs were connected to Noise Network: LIVE a real-time visual display enabling the sound engineer to actively monitor the stage noise levels.

4.2 Staffing

4.2.1 The sound control team was managed by [REDACTED] an experienced qualified assistant acoustic consultant and supported by [REDACTED] an experienced and qualified acoustic consultant.

4.3 On-site Measurements

4.3.1 Music noise levels were monitored at the Main Stage and Stage 3 throughout the event. The results of the on-site music noise level monitoring are presented in Appendix B.

4.4 Off-site Measurements

4.4.1 Off-site measurements of the music noise were made at the closest noise sensitive premises throughout the event. If possible, where it was observed that there were noisy events that were not related to the event, such as local vehicle movements, aircraft, or people talking near to the microphone, these were paused out of the measurements.

4.4.2 The off-site MNL measurements and observations for the three event days are provided in Appendix C.

Friday 23rd August 2024

4.4.3 The meteorological conditions during the event on Friday 23rd August 2024 were fair with no periods of precipitation. There was a wind from the southwest and temperatures of 17 to 23 °C.

4.4.4 The measurements for Friday 23rd August 2024 show that the measured noise levels at the agreed monitoring points were below the proposed MNL limits set in the noise management plan.

Saturday 24th August 2024

4.4.5 The meteorological conditions during the event on Saturday 24th August 2024 were varied with periods of light and heavy rain. There was a wind from the southwest temperatures of 15 to 17 °C.

4.4.6 The measurements for Saturday 24th August 2024 show that the measured noise levels at the agreed monitoring points were below the proposed MNL limits set in the noise management plan.

Sunday 25th August 2024

4.4.7 The meteorological conditions during the event on Sunday 25th August 2024 were fair with no periods of precipitation. There was a wind from the southwest and temperatures of 17 to 21 °C.

4.4.8 The measurements for Sunday 25th August 2024 show that the measured noise levels at the agreed monitoring points were below the proposed MNL limits set in the noise management plan.

5 Complaints

5.1.1 Table 5.1 details the noise complaint received during the event through the Piano People in the Park, Rally and Body Movements events ran community hotline or email; and the actions taken.

Table 5.1: Summary of Complaints

| Date and Time Received | Location | Comments |
|------------------------|---|--|
| 23/08/2024 19:20 | Kinburn Street, Rotherhithe | “Music too loud.” A measurement was taken at 19:33 that demonstrated that the off-site MNL were compliant with the MNL limits. |
| 24/08/2024 20:13 | Slipper Place – (Later corrected to corner of Prospect Street and Kirby Estate) | “Music too loud.” A measurement was taken at the initial location at 20:25 that demonstrated that the off-site MNL were compliant with the MNL limits. Although the MNLs were compliant a multiband compressor was implemented at Stage 2 to reduce the bass peaks, resulting in a subjective improvement to the music noise at the location. A second measurement was taken at 21:17 after the multiband compressor was implemented which again demonstrated that the off-site MNL were compliant with the MNL limits. |
| 24/08/2024 21:32 | Elephant Lane | “Bass too loud.” A measurement was taken at 21:39 that demonstrated that the off-site MNL were compliant with the MNL limits. |
| 25/08/2024 15:17 | 13 St Mary Estate | “Music Too Loud.” A measurement was taken at 15:22 that demonstrated that the off-site MNL were compliant with the MNL limits. It was observed that there were occasional louder peaks due to the gusting wind. |
| 25/08/2024 17:39 | 51 Basque Court | “Music over the agreed noise limits.” A measurement was taken at 18:07 that demonstrated that the off-site MNL were compliant with the MNL limits. It was observed that the levels were fluctuating due to the gusting wind. |

| Date and Time Received | Location | Comments |
|------------------------|------------------|---|
| 25/08/2024 18:58 | Needleman Street | “Music too loud.” A Measurement was taken at 19:17 that demonstrated that the off-site MNL were compliant with the MNL limits. |
| 25/08/2024 21:39 | 61 Plover Way | “Music too loud.” A measurement was taken at 21:45 that demonstrated that the off-site MNL were compliant with the MNL limits. |

5.1.2 Table 5.2 details complaint addresses received by event control on Sunday 25th August from Southwark Council’s Noise and Nuisance team. It was agreed with Southwark Council’s Noise and Nuisance team that F1AC would investigate the MNL at as many of the addresses as possible before the end of the event.

Table 5.2: Complaints provided by Southwark Council

| Date and Time Received | Location | Comments |
|------------------------|----------------------------------|---|
| 25/08/2024 20:22 | Turner Court SE16 7JU | A measurement was taken at 20:35 that demonstrated that the off-site MNL were compliant with the MNL limits. |
| | Adams Gardens Estate SE16 4JH | Address located close to previous complaint location (Turner Court); therefore, a separate measurement was not made due to the limited time of the event remaining. |
| | Sophia Square SE16 5XL | A measurement was taken at 21:20 that demonstrated that the off-site MNL were compliant with the MNL limits. |
| | Chargrove Close SE16 6AP | A measurement was taken at 20:57 that demonstrated that the off-site MNL were compliant with the MNL limits. |
| | Elephant Lane SE16 4JD | There was not enough time to investigate the MNL at this address before the event ended. |

Figures



Legend

- Event Site
- 📍 Monitoring Points

Key

- MP1 – Matson House, Slippers Place
- MP2 – Arica House, Slippers Place
- MP3 – Moreton House, Slippers Place
- MP4 – 254 Jamaica Road
- MP5 – 281 Jamaica Road
- MP6 – Pilgrim House, 16 Mayflower Street
- MP7 – Mariner House, 17 Rupack Street
- MP8 – Neptune Street
- MP9 – 1 to 4 Ann Moss Way
- MP10 – 64 to 68 Ann Moss Way

| REV | DATE | D | R | DESCRIPTION |
|-----|------------|----|----|-------------|
| 0 | 13/09/2024 | RB | RM | Issue |

F1:Acoustics

38 Briton Hill Road, South Croydon, Surrey, CR2 0JL
 info@f1acoustics.com +44 1227 770 890 f1acoustics.com

| | |
|--------------|--|
| PROJECT: | Piano People in the Park, Rally and Body Movements 2024– Post Event Report |
| CLIENT: | Assembled Gala Ltd |
| TITLE: | Site Location and Noise Monitoring Locations |
| DATE: | 13/09/2024 |
| REVISION: | 0 |
| SCALE: | Not to scale. |
| DRAWING NO: | 1926/PER/1/0 |
| FIGURE NO: | 1 |
| DRAWN BY: | |
| REVIEWED BY: | |

Appendices

Appendix A

Glossary of Acoustic Terms

Noise is defined as unwanted sound. The range of audible sound is from 0 dB to 140 dB. The frequency response of the ear is usually taken to be about 18 Hz (number of oscillations per second) to 18,000 Hz. The ear does not respond equally to different frequencies at the same level. It is more sensitive in the mid-frequency range than at the lower and higher frequencies, and because of this, the low and high frequency component of a sound are reduced in importance by applying a weighting (filtering) circuit to the noise measuring instrument. The weighting which is most used and which correlates best with the human subjective response to noise is the A-weighting. This is an internationally accepted standard for noise measurements.

The ear can just distinguish a difference in loudness between two noise sources when there is a 3 dB difference between them. Also, when two sound sources of the same noise level are combined the resultant level is 3 dB higher than the single source. When two sounds differ by 10 dB one is said to be twice as loud as the other.

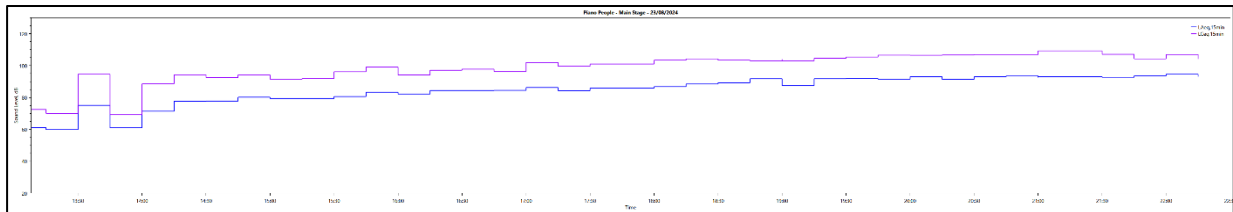
The subjective response to a noise is dependent not only upon the sound pressure level and its frequency, but also its intermittency. Various indices have been developed to try and correlate annoyances with the noise level and its fluctuations. The indices and parameters used in this report are defined below:

- **Background Noise Level** – The prevailing sound level at a location, measured in terms of the $L_{A90,T}$, on an equivalent day and at an equivalent time when no concert or sound checks are taking place.
- **dB(A)** – The A-weighted sound pressure level whereby various frequency components of sound are weighted (equalized) to reflect the way the human ear responds to different frequencies.
- **L_{Aeq}** – The equivalent continuous sound pressure level which at a given location over a given period of time contains the same A-weighted sound pressure level of a steady sound that has the same energy as the fluctuating sound under investigation.
- **$L_{AN,T}$** – The A-weighted sound level exceeded for N% of the measurement period (T).
- **Music Noise Level (MNL)** – The L_{Aeq} of the music noise measured at a particular location.
- **Noise Consultant** – A person given responsibility by the organiser of the event for monitoring noise levels in accordance with the prevailing conditions, and who has the ability and authority to make decisions and implement changes in noise level during the event.

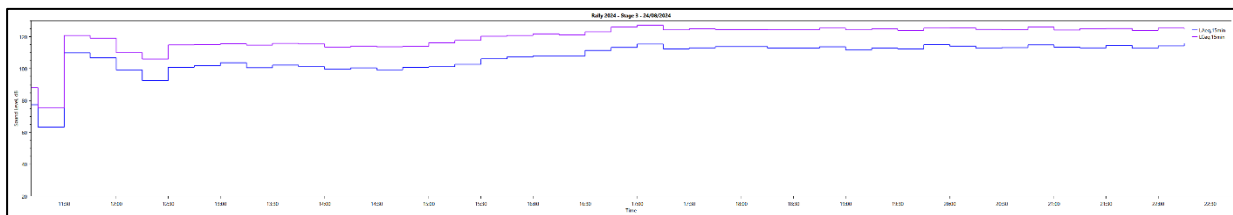
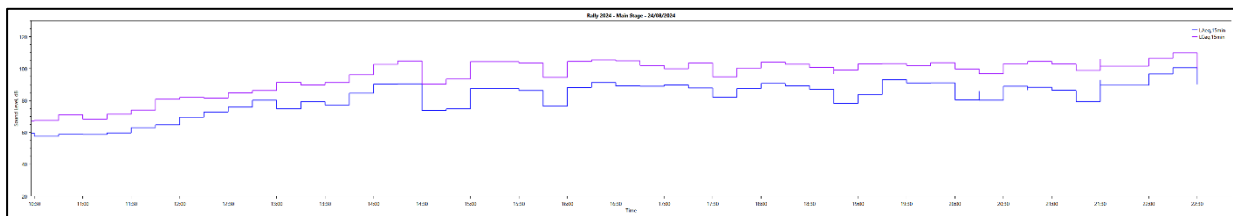
Appendix B

On-site Music Noise Level Monitoring

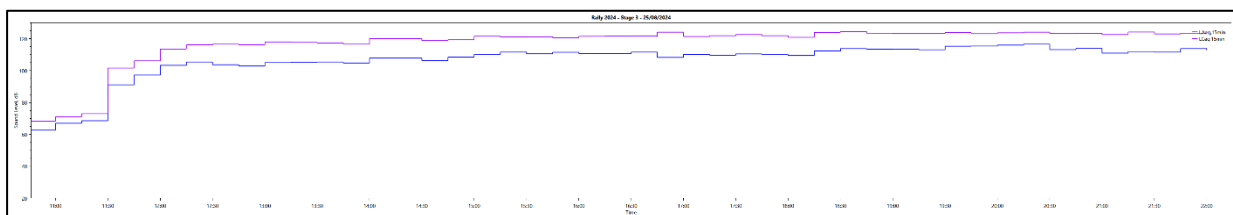
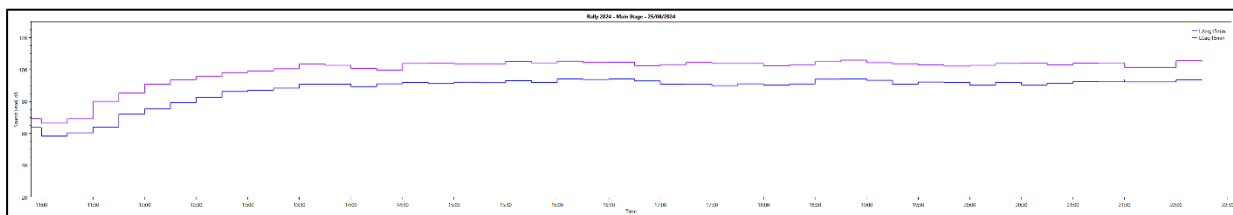
Friday 23rd August 2024



Saturday 24th August 2024



Sunday 25th August 2024



Appendix C

Off-Site Music Noise Level Monitoring Results

Table C.1: Attended Off-site Music Noise Level Measurements Friday 23rd August 2024

| Start Time | Location | Duration (T) | Broadband L _{Aeq,T} dB | Broadband L _{Ceq,T} dB | Third Octave Band L _{Zeq,T} dB | | | | | Aural Observations | |
|------------|--|--------------|---------------------------------|---------------------------------|---|-------|-------|-------|--------|---|--|
| | | | | | 40 Hz | 50 Hz | 63 Hz | 80 Hz | 100 Hz | Music Noise | Environmental Noise |
| 13:41 | MP6 – Pilgrim House, 16 Mayflower Street | 00:05:00 | 60.8 | 76.7 | 66.5 | 76.5 | 66.0 | 62.4 | 60.9 | Music audible but mainly low frequency only, increasing 50 Hz. | Dominant source is road noise, constant. Distant construction works also audible, constant. |
| 14:40 | MP6 – Pilgrim House, 16 Mayflower Street | 00:05:05 | 62.1 | 80.6 | 75.6 | 74.1 | 74.2 | 71.4 | 67.6 | Music audible, low frequency mainly with some mids, dominant when road noise low. | Dominant source is road noise, passing vans causing L _{max} 's. Overhead helicopter. |
| 14:48 | MP7 – Mariner House, 17 Rupack Street | 00:05:00 | 61.4 | 81.1 | 77.1 | 79.5 | 68.7 | 69.3 | 62.9 | Music audible and dominant, wind over microphone also dominant (increasing low frequency). Mids and low frequency from music. | Road noise audible, passing pedestrians paused out. |
| 14:58 | MP8 – Neptune Street | 00:05:02 | 63.9 | 72.5 | 68.1 | 68.0 | 63.4 | 57.7 | 54.8 | Music barely audible. Small amount of low frequency. | Dominant source is construction works within adjacent house. Wind over diaphragm increasing low frequency. |
| 15:07 | MP9 – 1 to 4 Ann Moss Way | 00:05:00 | 56.1 | 70.7 | 59.7 | 64.1 | 64.4 | 66.7 | 54.8 | Music audible and dominant, full frequency range comes and goes with wind. | Overhead aircraft increasing low frequency. |
| 15:17 | MP10 – 64 to 68 Ann Moss Way | 00:05:00 | 49.6 | 64.3 | 54.0 | 62.3 | 53.1 | 53.1 | 51.8 | Music audible at times, comes and goes with wind - getting some low level low frequency. | Dominant source is overhead aircraft and helicopters. |
| 15:29 | MP1 – Matson House, Slippers Place | 00:05:00 | 54.7 | 68.8 | 63.0 | 59.9 | 63.0 | 60.0 | 57.7 | Music audible and dominant at times but blends well with background noise. | Overhead aircraft throughout increasing low frequency, wind through trees. Noise from tennis court also audible. |
| 15:52 | MP2 – Arica House, Slippers Place | 00:05:00 | 62.1 | 77.7 | 66.0 | 75.8 | 70.9 | 68.9 | 66.0 | Music audible and dominant at times when wind noise low. | Dominant source is wind through trees, constant. Distant road noise audible at times. |
| 16:00 | MP3 – Moreton House, Slippers Place | 00:05:00 | 60.0 | 80.3 | 71.0 | 79.2 | 71.5 | 72.6 | 67.1 | Music audible and dominant, low frequency and mids dominant. | Wind through trees audible throughout, overhead aircraft increasing low frequency. Wind over diaphragm increasing low frequency. |
| 16:09 | MP4 – 254 Jamaica Road | 00:05:00 | 57.5 | 74.5 | 65.8 | 70.1 | 70.4 | 66.7 | 61.5 | Main Stage audible and dominant, trombone (getting full frequency range), crowd cheers audible. | Overhead aircraft throughout. Distant road noise audible. Passing pedestrians paused out. Wind through trees constant. |
| 17:03 | MP5 – 281 Jamaica Road | 00:05:00 | 61.7 | 79.7 | 76.8 | 74.0 | 72.7 | 66.9 | 63.9 | Music audible and dominant, full frequency range, masked well by road noise. | Road noise from A200 constant, buses causing L _{max} 's. Overhead aircraft audible. All fine at this location. |
| 17:13 | MP6 – Pilgrim House, 16 Mayflower Street | 00:05:00 | 61.8 | 80.7 | 79.0 | 74.1 | 73.7 | 70.2 | 64.7 | Music audible, dominant in low frequency only. | Dominant source is road noise from A200 and entrance to tunnel. Passing pedestrians paused out. Wind through trees audible. Sounds acceptable here, blends well. |
| 17:21 | MP7 – Mariner House, 17 Rupack Street | 00:05:00 | 63.7 | 81.9 | 81.3 | 72.9 | 71.7 | 67.1 | 64.1 | Music audible and dominant when road noise low, getting mids and low frequency - wind pushing them directly this way. | Road noise dominant when present, motorbikes causing L _{max} 's. Passing pedestrians paused out. |
| 18:07 | MP5 – 281 Jamaica Road | 00:15:00 | 61.7 | 79.9 | 76.2 | 74.2 | 71.3 | 67.7 | 67.1 | Measurement taken here due to wind. Music audible and dominant, low frequency and mids audible, constant. Feels well controlled. NOTE: FoH increased to 90 dBA mid measurement. | Road noise from A200 blends constant, overhead aircraft increasing low frequency. Passing pedestrians paused out. |
| 18:24 | MP5 – 281 Jamaica Road | 00:05:00 | 62.7 | 80.3 | 72.5 | 75.3 | 74.8 | 67.8 | 69.3 | Music audible and dominant, low frequency punchy hear at times but averages and blends with the road noise well. | Road noise on A200 constant. Overhead aircraft audible. Passing pedestrians paused out. |
| 18:33 | MP6 – Pilgrim House, 16 Mayflower Street | 00:05:00 | 63.5 | 81.9 | 77.7 | 78.7 | 75.1 | 68.0 | 67.0 | Music audible and dominant, getting low frequency and mids here. Mids get mixed with road noise. | Constant road noise from A200 entrance to tunnel. Overhead aircraft increasing low frequency, wind over diaphragm increasing low frequency. Wind blowing all low frequency this direction. |

| Start Time | Location | Duration (T) | Broadband $L_{Aeq,T}$ dB | Broadband $L_{Ceq,T}$ dB | Third Octave Band $L_{Zeq,T}$ dB | | | | | Aural Observations | |
|------------|--|--------------|--------------------------|--------------------------|----------------------------------|-------|-------|-------|--------|--|---|
| | | | | | 40 Hz | 50 Hz | 63 Hz | 80 Hz | 100 Hz | Music Noise | Environmental Noise |
| 18:41 | MP7 – Mariner House, 17 Rupack Street | 00:04:40 | 64.0 | 84.1 | 78.8 | 80.3 | 71.4 | 62.6 | 64.7 | Music audible, only low frequency dominant. Mids blended with road noise. Crowd cheers audible when present. | Road noise audible and constant, passing motorbikes causing L_{max} 's. Passing pedestrians paused out. |
| 19:08 | MP7 – Mariner House, 17 Rupack Street | 00:15:00 | 66.0 | 84.1 | 78.7 | 80.2 | 77.9 | 73.0 | 68.9 | Music audible and dominant, both mids and low frequency dominant. Low frequency has been controlled with dynamic EQ on 50 and 63 Hz on Main Stage and monitors. Feels better post actions. | Road noise constant, passing motorbikes causing L_{max} 's. Passing pedestrians paused out. |
| 19:33 | Complaint, Kinburn Street | 00:15:00 | 53.1 | 67.9 | 64.8 | 61.1 | 59.2 | 56.2 | 54.3 | Music just audible at times, low frequency and some mids but mostly MC - very low level. Dominant when other sources low. All fine here. | Dominant source is overhead aircraft every 2 mins and road noise from B205. Passing cars / pedestrians paused out. Low frequency from stage and overhead aircraft, mainly aircraft. |
| 20:15 | MP5 – 281 Jamaica Road | 00:15:00 | 64.7 | 83.5 | 78.0 | 82.1 | 74.5 | 70.7 | 70.2 | Music audible and dominant, full frequency range here but blends well with road noise when levels lower. | Road noise constant on A200. Overhead aircraft increasing low frequency. Wind through trees audible. Passing pedestrians paused out. |
| 20:45 | MP5 – 281 Jamaica Road | 00:15:00 | 65.1 | 84.0 | 82.3 | 78.7 | 73.5 | 72.4 | 67.6 | Music audible and dominant, increased FoH to 94A 108C. full frequency range here. Crowd noise audible. Implemented 2 dB reduction at 40 Hz. | Road noise constant on A200. Overhead aircraft throughout. Passing pedestrians paused out. |
| 21:41 | MP5 – 281 Jamaica Road | 00:15:00 | 66.3 | 81.7 | 76.5 | 77.4 | 73.3 | 71.4 | 71.2 | Music audible and dominant, getting fully range here. Crowd singing also audible, increasing A-weighted broadband level. | Road noise on A200 intermittent, but audible. Passing lorries causing L_{max} 's. Overhead aircraft audible. |
| 22:02 | MP6 – Pilgrim House, 16 Mayflower Street | 00:15:00 | 69.9 | 86.6 | 81.6 | 83.4 | 76.3 | 75.6 | 68.9 | Music dominant, MC and crowd noise increasing A-weighted broadband level. | Traffic from A200 and cars going into tunnel, constant. Overhead aircraft audible when overhead, throughout. Passing pedestrians paused out. People leaving the event. |

Table C.2: Attended Off-site Music Noise Level Measurements Saturday 24th August 2024

| Start Time | Location | Duration (T) | Broadband $L_{Aeq,T}$ dB | Broadband $L_{Ceq,T}$ dB | Third Octave Band $L_{Zeq,T}$ dB | | | | | Aural Observations | |
|------------|--|--------------|--------------------------|--------------------------|----------------------------------|-------|-------|-------|--------|--|---|
| | | | | | 40 Hz | 50 Hz | 63 Hz | 80 Hz | 100 Hz | Music Noise | Environmental Noise |
| 11:27 | MP10 – 64 to 68 Ann Moss Way | 00:02:00 | 52.1 | 62.9 | 58.0 | 55.2 | 50.9 | 47.1 | 44.5 | Background. Overhead aircraft, constant rain. | #REF! |
| 13:26 | MP10 – 64 to 68 Ann Moss Way | 00:05:01 | 54.6 | 76.6 | 58.3 | 73.1 | 74.5 | 67.2 | 56.6 | Music audible and dominant, getting continuous bass beat here. | Overhead aircraft match level when present. Continuous rain. Distant noise from residents. |
| 13:51 | MP9 – 1 to 4 Ann Moss Way | 00:15:00 | 48.7 | 71.7 | 65.0 | 60.9 | 66.6 | 64.2 | 55.5 | Music audible and dominant, Main Stage predominately. Subjectively feels balanced out here concerning C-A. | Overhead aircraft increasing low frequency. Rain slowed down. |
| 14:15 | MP8 – Neptune Street | 00:15:00 | 52.5 | 74.4 | 72.4 | 61.0 | 66.0 | 63.3 | 50.5 | Music audible and dominant at times, mainly vocals and some low frequency. | Dominant source is road noise as accident on roundabout. Passing pedestrians paused out, aircraft increasing low frequency. |
| 14:36 | MP7 – Mariner House, 17 Rupack Street | 00:15:00 | 56.0 | 71.5 | 63.7 | 65.9 | 67.2 | 63.6 | 56.3 | Music audible, mainly low frequency. | Overhead aircraft and wet roads adding to low frequency. Dominant source is road noise, wet roads, A200, constant. Lots of people arriving to the event audible. |
| 14:54 | MP6 – Pilgrim House, 16 Mayflower Street | 00:15:00 | 60.3 | 80.8 | 72.5 | 75.7 | 78.1 | 70.7 | 60.8 | Music audible and dominant, feels boomy but blends well with road noise. | Constant traffic on A200, wet roads increasing low frequency. Passing lorries Lmax's. Overhead aircraft adding to low frequency. Had to pause due to heavy rain, rain continuous. |
| 15:28 | MP10 – 64 to 68 Ann Moss Way | 00:05:00 | 55.7 | 77.5 | 62.1 | 73.6 | 74.6 | 68.2 | 58.4 | Music audible and dominant, low frequency from Stage 3. Levels well below with low A, so C-A level fine, subjectively sounds ok, blended well. | Overhead aircraft increasing low frequency, constant throughout measurement. |
| 17:04 | MP2 – Arica House, Slippers Place | 00:15:00 | 57.8 | 81.8 | 77.7 | 79.9 | 75.8 | 67.4 | 57.7 | Music audible and dominant. Getting Stage 2 mostly with some of Stage 3 and Main Stage. Low frequency from others and mids from Stage 2. Multiple reductions made due to Stages being turned up. 3 dB reduction at 50 Hz and 2 dB reduction at 40 Hz on Stage 4. Stage 3 C-weighted level reduced by 2 dB. | Overhead aircraft during measurement increasing low frequency. People arriving at the event audible when other sources low. |
| 17:33 | MP10 – 64 to 68 Ann Moss Way | 00:05:00 | 59.5 | 79.4 | 73.4 | 78.5 | 72.4 | 65.4 | 56.1 | Music audible and dominant, subjectively better post reductions. Stage 3 dominant, low frequency from Stage 4 audible at times, getting full frequency range from Stage 3. | Overhead aircraft increasing low frequency. |
| 17:56 | MP8 – Neptune Street | 00:05:27 | 59.5 | 72.4 | 66.4 | 64.0 | 63.3 | 60.9 | 58.1 | Music audible and dominant at times when road noise low. | Dominant source is road noise, almost constant. Overhead aircraft increasing low frequency. Passing pedestrians paused out. |
| 18:34 | MP6 – Pilgrim House, 16 Mayflower Street | 00:05:00 | 66.3 | 79.6 | 68.8 | 73.2 | 77.6 | 71.4 | 64.5 | Main Stage audible and dominant at times, mainly low frequency. | Dominant source is road noise, wet roads increasing low frequency, overhead aircraft dominant when passing. Heavy rain. |
| 18:43 | MP7 – Mariner House, 17 Rupack Street | 00:05:07 | 62.0 | 80.8 | 73.8 | 78.6 | 75.2 | 71.2 | 64.5 | Music audible, mainly low frequency. | Dominant source is road noise from A200 and entrance to tunnel, wet roading increasing both A and C. Overhead aircraft increasing low frequency. Van passing caused Lmax's. |
| 18:56 | MP9 – 1 to 4 Ann Moss Way | 00:15:00 | 58.0 | 81.0 | 72.6 | 77.7 | 78.7 | 67.9 | 59.7 | Music audible and dominant, only Stage 2, live band. Kick drum punchy, reduction actioned at 50 and 63 Hz. | Overhead aircraft increasing low frequency, constant. Distant road noise audible when stage low, crowd cheers audible. |

| Start Time | Location | Duration (T) | Broadband L _{Aeq,T} dB | Broadband L _{Ceq,T} dB | Third Octave Band L _{z,eq,T} dB | | | | | Aural Observations | |
|------------|---------------------------------------|--------------|---------------------------------|---------------------------------|--|-------|-------|-------|--------|--|---|
| | | | | | 40 Hz | 50 Hz | 63 Hz | 80 Hz | 100 Hz | Music Noise | Environmental Noise |
| 19:15 | MP10 – 64 to 68 Ann Moss Way | 00:10:19 | 57.1 | 78.5 | 75.7 | 75.8 | 72.7 | 64.0 | 52.6 | Music audible and dominant, Stage 3 and Stage 4 blend well here but low frequency from Stage 3 just dominant. Subjectively fine, made reduction on subs to give headliners headroom. Reduction at other Stages actioned at 50 and 63 Hz. | Overhead aircraft increasing low frequency, wind through trees. |
| 19:38 | MP10 – 64 to 68 Ann Moss Way | 00:15:00 | 55.7 | 78.6 | 74.8 | 72.1 | 75.7 | 66.5 | 55.9 | Similar to previous, reductions worked well. Subjective balance is good, Stage 3 does stand out at times but all ok. | Distant road noise and overhead aircraft throughout. |
| 20:05 | MP7 – Mariner House, 17 Rupack Street | 00:06:25 | 56.8 | 78.3 | 69.7 | 70.6 | 76.1 | 70.8 | 67.0 | Main Stage audible, only low frequency dominant, think it's changeover. low frequency still punchy - possibly from Stage 2? | Road noise dominant and constant, wet roads increasing A and C. Light rain. Some egress from event audible. |
| 20:25 | Complaint 24 Matson House | 00:15:00 | 69.3 | 85.4 | 78.3 | 82.7 | 79.1 | 77.0 | 73.0 | Music audible and dominant, getting full frequency range from almost all Stages, mainly Stage 2. Within MNL limits. Multiband compressor on Stage two, increased ratio, 100 Hz and below. | Passing cars paused out. Crowd cheering audible when present. |
| 21:17 | Complaint Moreton House | 00:15:00 | 65.2 | 79.4 | 66.4 | 73.3 | 74.5 | 73.1 | 70.0 | Music audible and dominant, full frequency range from multiple Stages. Crowd noise audible when loud. | Passing cars and pedestrians paused out. Overhead aircraft increasing low frequency. Some egress noise. |
| 21:39 | Complaint Elephant Road | 00:15:00 | 59.5 | 73.3 | 64.3 | 68.2 | 66.0 | 62.1 | 65.6 | Music audible and dominant, background level here very low. Only Main Stage audible, full frequency range audible. | Passing pedestrians paused out. Overhead aircraft audible Subjectively loud, but all okay. |
| 22:05 | MP3 – Moreton House, Slippers Place | 00:05:04 | 70.1 | 85.6 | 75.5 | 77.8 | 81.4 | 78.3 | 77.7 | full frequency range audible, subjectively loud but feels controlled. Within MNL limits. | Overhead aircraft throughout. Wind through trees. |
| 22:16 | MP10 – 64 to 68 Ann Moss Way | 00:15:00 | 65.7 | 82.0 | 73.1 | 80.8 | 76.7 | 68.1 | 63.9 | Stage 2 dominant, full frequency range. Crowd cheers audible. Stage 3 off at 22:25. | Overhead aircraft throughout. Wind through trees. |

Table C.3: Attended Off-site Music Noise Level Measurements Sunday 25th August 2024

| Start Time | Location | Duration (T) | Broadband L _{Aeq,T} dB | Broadband L _{Ceq,T} dB | Third Octave Band L _{Zeq,T} dB | | | | | Aural Observations | |
|------------|---------------------------------------|--------------|---------------------------------|---------------------------------|---|-------|-------|-------|--------|--|--|
| | | | | | 40 Hz | 50 Hz | 63 Hz | 80 Hz | 100 Hz | Music Noise | Environmental Noise |
| 13:07 | MP10 – 64 to 68 Ann Moss Way | 00:15:00 | 55.9 | 78.5 | 70.1 | 76.3 | 74.2 | 69.9 | 56.6 | Music audible and dominant, getting mostly Stage 2 and Stage 3 here, low frequency mainly from Stage 2. Subjectively ok here. | Wind through trees, wind over diaphragm and overhead aircraft increasing low frequency. |
| 13:29 | MP3 – Moreton House, Slippers Place | 00:05:00 | 62.4 | 81.1 | 71.5 | 77.1 | 76.5 | 73.0 | 70.8 | Music audible and dominant, full frequency range here. Music 2 dominant. Subjectively ok, blends well. | Wind through trees constant, people arriving at the event audible. Passing pedestrians paused out. |
| 13:39 | MP1 – Matson House, Slippers Place | 00:15:00 | 64.7 | 82.4 | 70.7 | 78.2 | 79.3 | 74.8 | 67.4 | Music audible and dominant - Stage 2 mainly, full frequency range. Headliner on at 14:00. Some Stage 3 audible when Stage 2 low. Subjectively balanced here. | Residents from Matson House audible. Overhead aircraft audible. Noise from tennis courts. Generator noise from site. Passing pedestrians paused out. |
| 14:01 | MP1 – Matson House, Slippers Place | 00:15:00 | 67.2 | 83.7 | 70.0 | 79.1 | 80.5 | 77.3 | 68.1 | Music audible and dominant, full frequency range audible. MC from Stage 2 audible, low frequency dominated by Stage 2. | Constant generator noise from site (could be the portaloos truck sucking as well). Noise from tennis courts audible. |
| 14:40 | MP8 – Neptune Street | 00:05:00 | 61.9 | 78.8 | 75.1 | 76.1 | 72.0 | 64.5 | 58.5 | Music audible and dominant, Main Stage / Stage 2, low frequency with some mids. | Overhead aircraft, wind over diaphragm and wind through trees increasing low frequency. aircraft match level when overhead. |
| 15:22 | Complaint St Marys | 00:15:00 | 68.9 | 86.4 | 76.0 | 81.0 | 80.1 | 81.9 | 76.1 | Main Stage audible and dominant, with some contribution from Stage 2. Wind really gusty, comes and goes which brings low frequency peaks. Actioned increased compression ratio on 80 Hz on Main Stage. | Wind through trees and wind over diaphragm increasing low frequency. Road noise intermittent. |
| 15:44 | MP7 – Mariner House, 17 Rupack Street | 00:15:00 | 70.3 | 87.5 | 72.3 | 80.0 | 81.7 | 82.7 | 80.4 | Main Stage audible and dominant, with some contribution from Stage 2 when Main Stage low, full frequency range audible at this location. Still very gusty, bringing low frequency peaks with it. | Wind through trees and wind over diaphragm increasing low frequency, overhead aircraft too. Road noise intermittent. Helicopter. |
| 16:01 | MP7 – Mariner House, 17 Rupack Street | 00:15:00 | 69.6 | 86.4 | 75.5 | 81.5 | 80.4 | 79.9 | 76.9 | Main Stage audible and dominant, full frequency range audible here. Some contributions from Stage 2 at times but mainly Main Stage. Levels from Main Stage come and go with wind, still gusty. | Road noise intermittent. Wind through trees and wind over diaphragm increasing low frequency, overhead aircraft too. |
| 16:49 | MP10 – 64 to 68 Ann Moss Way | 00:15:00 | 59.8 | 82.6 | 71.0 | 80.1 | 79.8 | 73.0 | 59.7 | Stage 4 and Stage 3 audible and dominant, getting full frequency range here. Low frequency mainly from Stage 4, feels well blended between the two. | Overhead aircraft increasing low frequency, wind through trees and wind over diaphragm. Paused out man moving close by. |
| 18:07 | Complaint, Basque Court | 00:15:00 | 52.5 | 65.8 | 55.5 | 58.4 | 58.6 | 54.1 | 55.1 | Noise from event comes and goes with wind massively, very gusty down here. Only getting low frequency and mids here. | Wind through trees audible throughout. Overhead aircraft completely mask (dominant) when overhead, every 30-60 secs, increasing low frequency. |
| 18:36 | MP3 – Moreton House, Slippers Place | 00:10:00 | 63.6 | 82.3 | 71.4 | 79.2 | 77.2 | 75.4 | 69.5 | Music audible and dominant. Main Stage and Stage 2 blend well together, with full frequency range from both Stages audible. Crowd noise audible at times. | Overhead aircraft increasing low frequency, wind over diaphragm also increasing low frequency. |
| 18:57 | MP1 – Matson House, Slippers Place | 00:10:28 | 68.3 | 88.2 | 67.6 | 85.3 | 84.2 | 81.7 | 73.9 | Music audible and dominant. Stage 2 and Stage 3, getting full frequency range. Crowd noise at times. | Wind through trees and wind over diaphragm increasing low frequency. Overhead aircraft also. |

| Start Time | Location | Duration (T) | Broadband L _{Aeq,T} dB | Broadband L _{Ceq,T} dB | Third Octave Band L _{Zeq,T} dB | | | | | Aural Observations | |
|------------|---|--------------|---------------------------------|---------------------------------|---|-------|-------|-------|--------|--|---|
| | | | | | 40 Hz | 50 Hz | 63 Hz | 80 Hz | 100 Hz | Music Noise | Environmental Noise |
| 19:17 | Complaint Needleman Street | 00:15:00 | 60.7 | 69.5 | 57.6 | 60.0 | 60.1 | 60.5 | 57.5 | Music only audible when all other sources low, low frequency only from music - getting reflections from buildings too. Main Stage low frequency only. | Dominant sources are road noise and overhead aircraft, aircraft mask all noise from event when overhead. |
| 19:40 | MP9 – 1 to 4 Ann Moss Way | 00:15:00 | 57.0 | 77.3 | 66.4 | 71.4 | 75.4 | 69.4 | 60.1 | Music audible and dominant, Stage 2 and Stage 4 with some Stage 3. Getting full frequency range here from Stage 2. | Overhead aircraft increasing low frequency. |
| 19:58 | MP10 – 64 to 68 Ann Moss Way | 00:15:00 | 63.1 | 82.1 | 69.1 | 78.8 | 78.7 | 75.9 | 60.7 | Music audible and dominant, getting full frequency range from Stage 2, low frequency from Stage 2 dominant (I think). Peaks come and go with wind. | Overhead aircraft increasing low frequency. Resident came out and spoke to me, chat paused out. Wind through trees. |
| 20:35 | Complaint, Turner Court / Adams Gardens Estate | 00:15:00 | 57.8 | 76.1 | 65.2 | 68.8 | 69.3 | 67.0 | 60.4 | Music audible at times, comes and goes with the wind a lot. When wind level low, music audible at medium / low level, dominant. When gusts comes music audible and dominant. Dramatic change between when no gusts and gusts. Possible 20 Hz coming from the event. 3 dB reduction 31.5 Hz and below across all Stages. | Overhead aircraft mask site noise when wind low, but increase low frequency. Distant road noise audible. Crowd cheers audible. |
| 20:57 | Complaint, Chargrove Close | 00:15:00 | 52.0 | 64.3 | 55.8 | 57.5 | 55.3 | 53.4 | 56.2 | Music audible, varying between just audible and clearly audible with wind. Gusts of wind carrying both low frequency, mids and MC / vocals so in essence full frequency range. Variation again is crazy with wind, sometimes barely audible other times crystal clearly audible. Getting reflections from distant facades. | Overhead aircraft mask event noise when wind is low. Other sources are wind through trees and overhead aircraft only. |
| 21:20 | Complaint, Sophia Square. Can't access due to gated but close | 00:15:00 | 60.5 | 71.0 | 58.1 | 63.5 | 67.8 | 59.6 | 55.4 | Music audible but low level, when gust of wind comes event becomes clearly audible but generally mid to low level audibility. Getting Female Vocal and low frequency only. | Passing cars on Rotherhithe Street audible. Wind through trees audible. Overhead aircraft mask levels from event when present. Variation in gusts again varies audibility, increase wind higher, decrease, lower. Noise from residents also audible (music from one room). Very windy here. |
| 21:45 | Complaint, 61 Plover Way | 00:15:00 | 49.3 | 60.0 | 51.1 | 52.1 | 53.1 | 50.0 | 47.5 | Music virtually inaudible, getting tiny amount of low frequency when gust of winds high and all other sources low, some vocals just audible at times but not much. | Dominant source here is overhead aircraft, adding to low frequency. Wind very strong, increasing low frequency over diaphragm. Wind through trees constant. Getting some reflections of building behind which increase level but not significant and not audible when aircraft overhead (every 20-30 secs for about 20 secs). |